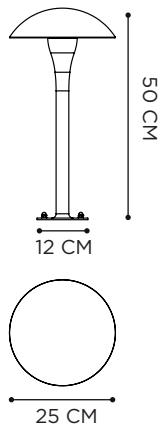


FUNGY



RUSTY IRON






WEATHERED BRASS



REFERENCE	DESCRIPTION	LIGHTBULB SOCKET	WATT	INPUT	IP	EEC
FGY50RI	RUSTY IRON	G9 - (LED NOT INCLUDED)	MAX 5 W	230V	55	A-G
FGY50WB	WEATHERED BRASS	G9 - (LED NOT INCLUDED)	MAX 5 W	230V	55	A-G

INSTALLATION OPTION: JUB5625

ACCESSORIES

LBF	STAINLESS STEEL SPIKE: FUNGY	
LBN	STAINLESS STEEL SPIKE: Q-BIC 30/60 / SEPTEM	
LBQ	STAINLESS STEEL SPIKE: Q-BIC GROUND / Q-BIC WALL	
LBD	GALVANISED STEEL SPIKE: DOME FLOOR	
LBDM	GALVANISED STEEL SPIKE: DOME MOVE	
LBR	GALVANISED STEEL SPIKE: RUSTY	
BL360	PERFORATED SCREEN 360° - STAINLESS STEEL	
BL180	PERFORATED SCREEN 180° - STAINLESS STEEL	
BINLS	LED INSERT FOR NEW OR REPLACEMENT FIXTURES (LED 8,5W - 470lm - 3000K - 230V / 50Hz)	CE  IP55
BIN2	E27 LAMP HOLDER - 220V/E27 - LED FLUO MAX 11W	CE  IP55
BINLG9	G9 LAMP HOLDER - 230V/G9 - LED ONLY MAX 5W	CE  IP55
LEDCONKIT	= DR11 + JUB5625 + JUB5630	
DR11	IP68 LED DRIVER 100-220V 50-60HZ - 350mA - 9W	CE IP68
JUB5625	CONNECTION BOX IP68 - 3X4 mm ²	CE IP68
JUB5630	JUNCTION BOX IP68 - 2X1,5 mm ²	CE IP68
OPTIONAL BULB FOR TESLA / CLOCHE WALL / LUNIZ / MEDUZ / TRISTAR / DOME COLLECTION		
LTLED04WE27	LED FILAMENT BULB 4W - 220V/E27 - 2200K - 280lm	CE 