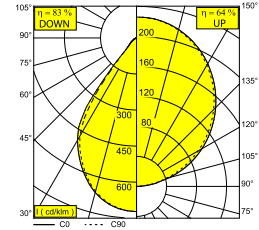
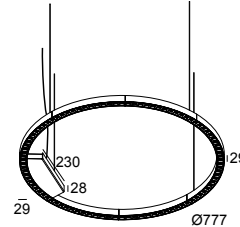




# INFORM RI+ DOWN-UP 92748 DIM5 B-B

26814 9225 B-B

- BESCHIKBAAR IN  
**ZWART-ZWART** 26814 9225 B-B  
**ZWART-GOUD MAT** 26814 9225 B-MMAT  
**FLEMISH GOLD-ZWART** 26814 9225 FG-B  
**WIT-ZWART** 26814 9225 W-B  
**WIT-WIT** 26814 9225 W-W



 [Bekijk op website](#)

## Algemene info

<b>LOCATIE</b>	binnen
<b>INSTALLATIE</b>	Plafond Gependeld
<b>STOF EN WATERDICHTHEID</b>	IP20
<b>GEWICHT (KG)</b>	2.8
<b>RICHTBAARHEID</b>	niet richtbaar
<b>INFO</b>	96 x REFLECTOR WFL-71° (DOWN) INCL.DIMMABLE LED POWER SUPPLY 700mA-DC 2 DALI CONTROL CHANNELS INCL.4 x CABLE SUSPENSION SINGLE AUTO. 1,6m INCL.1 x CABLE 5 x 0.75mm <sup>2</sup>

## Elektrische info

<b>INGANGSSPANNING</b>	220-240V / 50-60Hz
<b>KLASSE</b>	I
<b>VOEDING INBEGREPEN</b>	YES
<b>DIM TYPE</b>	DALI
<b>ENERGIE KLASSE</b>	C

## Info lichtbron

<b>LIGHTSOURCE NAME</b>	LED
<b>LICHTBRON</b>	DOWN: LED cluster 22,9W / CRI>90 (R9: 50) / 2700K / 3456lm UP: LED cluster 11,5W / CRI>90 (R9: 50) / 2700K / 1728lm
<b>SDCM</b>	SDCM3
<b>LM80</b>	L80 > 60000
<b>LED TECHNIEK (LICHTBRON)</b>	DOWN: 3456lm // 22,9W // 151lm/W UP: 1728lm // 11,5W // 151lm/W
<b>LED TECHNIEK (TOESTEL)</b>	DOWN: 2761lm // 26W // 105lm/W UP: 1106lm // 13W // 84lm/W

## Opties

- CABLE BASE R / S
- COVERSET R 62-90-100 / S 62-80-90
- CONNECTION ST / CONNECTION TRIMLESS
- SUSPENSION ST / SUSPENSION TRIMLESS



## **INFORM R1+ DOWN-UP 92748 DIM5 B-B**

26814 9225 B-B

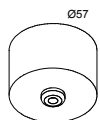
Voor gedetailleerde montage gegevens, consulteer de handleiding: [26814\\_XXX5\\_HAND.pdf](#)

## INFORM R1+ DOWN-UP 92748 DIM5 B-B

26814 9225 B-B

### VERVOLLEDIG UW SPECIFICATIE

#### Stroomtoevoer



41 **203 99 55 ANO** CABLE BASE R ANO

**203 99 55 B** CABLE BASE R B

**203 99 55 W** CABLE BASE R W

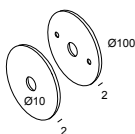


41 **203 99 56 ANO** CABLE BASE S ANO

**203 99 56 B** CABLE BASE S B

**203 99 56 W** CABLE BASE S W

#### Coversets



**204 00 100 B** COVERSET R 100 B

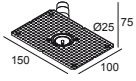
**204 00 100 W** COVERSET R 100 W

## INFORM R1+ DOWN-UP 92748 DIM5 B-B

26814 9225 B-B

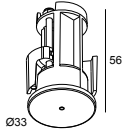
### Ophang toebehoren

---



**328 10 01**

SUSPENSION TRIMLESS O.F.A.



**15225 0340 B**

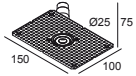
SUSPENSION ST B

**15225 0340 W**

SUSPENSION ST W

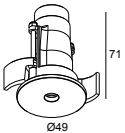
### Onderdelen voor elektrische verbinding

---



**328 10 03**

CONNECTION TRIMLESS O.F.A.



**15225 0360 B**

CONNECTION ST B

**15225 0360 W**

CONNECTION ST W

Notes: