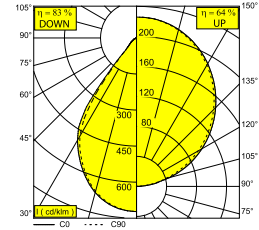
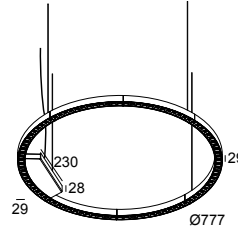




INFORM RI+ DOWN-UP 92748 DIM5 W-W

26814 9225 W-W

BESCHIKBAAR IN
ZWART-ZWART 26814 9225 B-B
ZWART-GOUD MAT 26814 9225 B-MMAT
FLEMISH GOLD-ZWART 26814 9225 FG-B
WIT-ZWART 26814 9225 W-B
WIT-WIT 26814 9225 W-W



 [Bekijk op website](#)

Algemene info

| | |
|-------------------------------|--|
| LOCATIE | binnen |
| INSTALLATIE | Plafond Gependeld |
| STOF EN WATERDICHTHEID | IP20 |
| GEWICHT (KG) | 2.8 |
| RICHTBAARHEID | niet richtbaar |
| INFO | 96 x REFLECTOR WFL-71° (DOWN) INCL.DIMMABLE LED POWER SUPPLY 700mA-DC 2 DALI CONTROL CHANNELS INCL.4 x CABLE SUSPENSION SINGLE AUTO. 1,6m INCL.1 x CABLE 5 x 0.75mm ² |

Elektrische info

| | |
|---------------------------|--------------------|
| INGANGSSPANNING | 220-240V / 50-60Hz |
| KLASSE | I |
| VOEDING INBEGREPEN | YES |
| DIM TYPE | DALI |
| ENERGIE KLASSE | C |

Info lichtbron

| | |
|---------------------------------|--|
| LIGHTSOURCE NAME | LED |
| LICHTBRON | DOWN: LED cluster 22,9W / CRI>90 (R9: 50) / 2700K / 3456lm UP: LED cluster 11,5W / CRI>90 (R9: 50) / 2700K / 1728lm |
| SDCM | SDCM3 |
| LM80 | L80 > 60000 |
| LED TECHNIEK (LICHTBRON) | DOWN: 3456lm // 22,9W // 151lm/W UP: 1728lm // 11,5W // 151lm/W |
| LED TECHNIEK (TOESTEL) | DOWN: 2761lm // 26W // 105lm/W UP: 1106lm // 13W // 84lm/W |

Opties

CABLE BASE R / S
 COVERSET R 62-90-100 / S 62-80-90
 CONNECTION ST / CONNECTION TRIMLESS
 SUSPENSION ST / SUSPENSION TRIMLESS



INFORM R1+ DOWN-UP 92748 DIM5 W-W

26814 9225 W-W

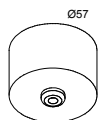
Voor gedetailleerde montage gegevens, consulteer de handleiding: [26814_XXX5_HAND.pdf](#)

INFORM R1+ DOWN-UP 92748 DIM5 W-W

26814 9225 W-W

VERVOLLEDIG UW SPECIFICATIE

Stroomtoevoer



41 **203 99 55 ANO** CABLE BASE R ANO

203 99 55 B CABLE BASE R B

203 99 55 W CABLE BASE R W

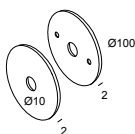


41 **203 99 56 ANO** CABLE BASE S ANO

203 99 56 B CABLE BASE S B

203 99 56 W CABLE BASE S W

Coversets



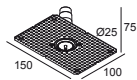
204 00 100 B COVERSET R 100 B

204 00 100 W COVERSET R 100 W

INFORM R1+ DOWN-UP 92748 DIM5 W-W

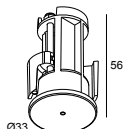
26814 9225 W-W

Ophang toebehoren



328 10 01

SUSPENSION TRIMLESS O.F.A.



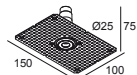
15225 0340 B

SUSPENSION ST B

15225 0340 W

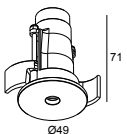
SUSPENSION ST W

Onderdelen voor elektrische verbinding



328 10 03

CONNECTION TRIMLESS O.F.A.



15225 0360 B

CONNECTION ST B

15225 0360 W

CONNECTION ST W

Notes: