

Hyperion

ITALIANO / ENGLISH


FLOS

Outdoor

Hyperion







Famiglia / Family

Hyperion



Mid-Power Led

up to 10W
up to 401 lm - 2700K/CRI 80
up to 428 lm - 3000K/CRI 80
up to 442 lm - 4000K/CRI 80
* Net lumen output

Mid-Power Led

up to 7,5W
up to 370 lm - 2700K/CRI 80
up to 398 lm - 3000K/CRI 80
up to 418 lm - 4000K/CRI 80
* Net lumen output

Hyperion Mini




Low-Power Led

up to 1,9W
up to 57 lm - 2700K/CRI 80
up to 61 lm - 3000K/CRI 80
up to 64 lm - 4000K/CRI 80
* Net lumen output

Colori / Colours



01 White



06 Grey



12 Forest Green



18 Deep Brown



30 Black



33 Anthracite

Hyperion

Descrizione / Description

Famiglia di apparecchi di illuminazione segnapasso a parete con sorgente luminosa a LED, caratterizzati dal ridotto spessore e dalla forma rettangolare declinata in due dimensioni. Disponibili in differenti finiture con rivestimento a doppio strato di polveri e sottoposte a trattamento di conversione chimica superficiale per una elevata resistenza alla corrosione. Le viterie di fissaggio sono in acciaio inox AISI 316L.

Hyperion

Apparecchio rettangolare di dimensione maggiore dal ridotto spessore per installazione a parete. Disponibile in versione con alimentatore incorporato e versione con alimentatore remoto a 24Vdc da ordinare separatamente. Corpo dell'apparecchio in alluminio pressofuso lega EN AB 47100 (a basso contenuto di rame e diffusore in policarbonato trasparente sagomato). L'apparecchio è dotato di uno spezzone di cavo in neoprene per una facile connessione. Fissaggio diretto sulla superficie mediante la staffa in acciaio inox inclusa.

Disponibili accessori opzionali riflettore e palo. Il riflettore in alluminio satinato garantisce un aumento del flusso emesso di circa 20% e viene fissato al corpo mediante biadesivo in dotazione. Il palo estruso viene utilizzato per il posizionamento dell'apparecchio come bollard. Il palo può essere installato facilmente a terra su qualsiasi pavimento con tasselli, oppure utilizzando l'accessorio dedicato piastra di ancoraggio e tirafondi per rendere la base del prodotto totalmente solidale con la pavimentazione.

Hyperion Mini

Apparecchio rettangolare di dimensione minore per installazione a parete. Corpo dell'apparecchio in alluminio pressofuso lega EN AB 47100 (a basso contenuto di rame e diffusore in policarbonato trasparente sagomato). Schermo riflettente in alluminio satinato applicato mediante biadesivo in dotazione. L'apparecchio è dotato di uno spezzone di cavo in neoprene per una facile connessione.

Apparecchio in 24V dc, necessita di alimentatore remoto da ordinare separatamente. Fissaggio diretto sulla superficie o mediante scatola da incasso da ordinare separatamente, compatibile con scatola elettrica 3 moduli 503, in cui è possibile anche alloggiare l'alimentatore remoto 24Vdc.

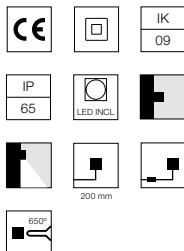
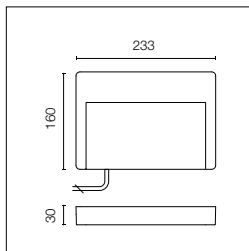
Family of wall mounted path lights with LED source. Defined by their reduced thickness and rectangular shape. They're available in two dimensions and different finishes, with double-layered powder coating and chemical conversion surface treatment to ensure high corrosion resistance. The fixing screws are made of stainless steel AISI 316L.

Hyperion

Big rectangular luminaire with reduced thickness for wall mounting. Available with integrated power supply or remote 24V dc power supply that needs to be ordered separately. EN AB-47100 die cast aluminum body (with low copper content) and transparent molded polycarbonate diffuser. It's completed with a neoprene cable section to ease the connection. Direct attachment on the surface with an included stainless steel bracket. Optional accessories available: reflector and post. The satin aluminum reflector increases the luminous flux by approximately 20% and is attached to the body with the double-sided adhesive provided. The extruded post is used to install the luminaire as a bollard. The post is easily installed on any floor surface by means of dowels or the specific accessory anchor plate and lag screws that secure the luminaire solidly to the pavement.

Hyperion Mini

Small rectangular luminaire for wall mounting. EN AB-47100 die cast aluminum body (with low copper content) and transparent molded polycarbonate diffuser. Reflective satin aluminum screen that is attached with the double-sided adhesive provided. With a neoprene cable section to ease the connection. The 24V luminaire needs a remote power supply that needs to be ordered separately. Direct attachment on the surface or with a recessed box that needs to be ordered separately. Compatible with the three module electrical junction box, model 503, where the remote 24V dc power supply can be installed.



Hyperion 230V.
Sorgente a LED inclusa.
Alimentazione elettrica 220-240V
ON/ OFF. Dotato di spezzone di cavo uscente in neoprene 200 mm e kit con connettori crimp e guaina termorestringente adesiva per connessione a tenuta stagna.
Accessori opzionali: riflettore in alluminio satinato per aumento del flusso; palo estruso h 500 mm per versione bollard. Piastra di ancoraggio per l'installazione in gettata da ordinare separatamente.

Hyperion 230V.
LED source included. Electrical power supply 220-240V ON/ OFF. Equipped with a 200 mm protruding section of neoprene cable and a kit with crimpable connectors and adhesive heat-shrinkable sleeves that guarantee the tightness of the connection.
Optional accessories: satin aluminum reflector to increase the luminous flux; 500mm tall, extruded post for the bollard version. Anchor plate to be recessed with mortar needs to be ordered separately.

Mid - Power Led: 10W - 739 lm ≠ OUTPUT 401 lm - 2700K/CRI 80 - 220÷240V / 10W - 795 lm ≠ OUTPUT 428 lm - 3000K/CRI 80 - 220÷240V / 10W - 835 lm ≠ OUTPUT 442 lm - 4000K/CRI 80 - 220÷240V

2700K

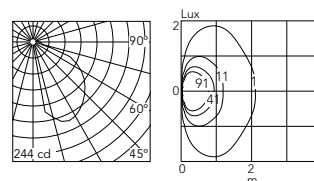
- FA52700501
- FA52700506
- FA52700512
- FA52700518
- FA52700530
- FA52700533

3000K

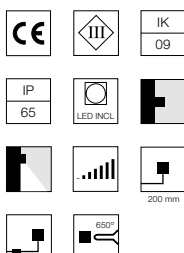
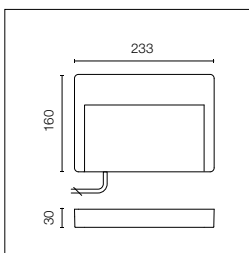
- FA52700301
- FA52700306
- FA52700312
- FA52700318
- FA52700330
- FA52700333

4000K

- FA52700201
- FA52700206
- FA52700212
- FA52700218
- FA52700230
- FA52700233



Hyperion



Sorgente a LED inclusa.
Alimentazione elettrica remota 24V dc da ordinare separatamente.
Dotato di spezzone di cavo uscente in neoprene 300 mm e kit con connettori crimp e guaina termorestringente adesiva per connessione a tenuta stagna.
Accessori opzionali: riflettore in alluminio satinato per aumento del flusso; palo estruso h 500 mm per versione bollard. Piastra di ancoraggio per l'installazione in gettata da ordinare separatamente.
Dimmerabile.

LED source included. Remote electrical power supply 24V dc to be ordered separately. Equipped with a 300 mm protruding section of neoprene cable and a kit with crimpable connectors and adhesive heat-shrinkable sleeves that guarantee the tightness of the connection.
Optional accessories: satin aluminum reflector to increase the luminous flux; 500mm tall, extruded post for the bollard version. Anchor plate to be recessed with mortar needs to be ordered separately.
Dimmable.

Mid - Power Led: 7,5W - 739 lm ≠ OUTPUT 401 lm - 2700K/CRI 80 - 24Vdc / 7,5W - 795 lm ≠ OUTPUT 428 lm - 3000K/CRI 80 - 24Vdc / 7,5W - 835 lm ≠ OUTPUT 442 lm - 4000K/CRI 80 - 24Vdc

2700K

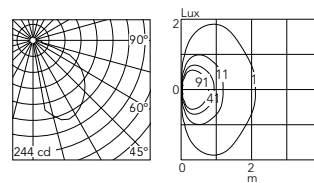
- FA52701501
- FA52701506
- FA52701512
- FA52701518
- FA52701530
- FA52701533

3000K

- FA52701301
- FA52701306
- FA52701312
- FA52701318
- FA52701330
- FA52701333

4000K

- FA52701201
- FA52701206
- FA52701212
- FA52701218
- FA52701230
- FA52701233

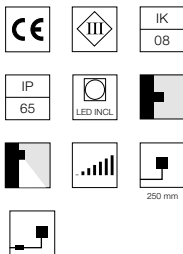
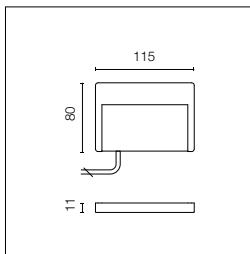


* Numero massimo di apparecchi per alimentatore / Maximum number of luminaires per power supply.

Numero massimo di apparecchi per alimentatore (Vin220÷240). Dati indicativi da verificare con le specifiche condizioni di installazione.

Maximum number of luminaires per power supply. (220÷240 V). These data must be checked taking into account the specific installation conditions.

Acc. RF25747	1	Acc. RF25752	2
Acc. RF25757	1	Acc. F990B28A000	6
Acc. RF25750	2	Acc. F990B27A000	9
Acc. F990B21A000	2	Acc. F990B29A000	12
Acc. RF26387.A	2		



Sorgente a LED inclusa. Completo di schermo riflettente. Alimentazione elettrica remota 24V dc da ordinare separatamente. Cassaforma opzionale da ordinare separatamente (scatola elettrica 3 moduli 503). Dotato di spezzone di cavo uscente in neoprene 250 mm e kit con connettori crimp e guaina termorestringente adesiva per connessione a tenuta stagna. Dimmerabile.

LED source included. Completed with a reflective screen. Remote electrical power supply 24V dc to be ordered separately. Optional junction box to be ordered separately (3 module electrical box, model 503). Equipped with a 250 mm protruding section of neoprene cable and a kit with crimpable connectors and adhesive heat-shrinkable sleeves that guarantee the tightness of the connection. Dimmable.

Low - Power Led: 1,9W - 139 lm ≠ OUTPUT 57 lm - 2700K/CRI 80 - 24Vdc / 1,9W - 149 lm ≠ OUTPUT 61 lm - 3000K/CRI 80 - 24Vdc / 1,9W - 156 lm ≠ OUTPUT 64 lm - 4000K/CRI 80 - 24Vdc

2700K

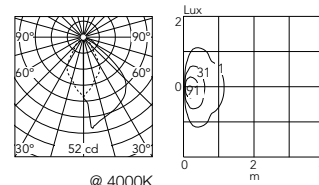
- FA102960001
- FA102960006
- FA102960012
- FA102960018
- FA102960030
- FA102960033

3000K

- FA102950001
- FA102950006
- FA102950012
- FA102950018
- FA102950030
- FA102950033

4000K

- FA1022290001
- FA1022290006
- FA1022290012
- FA1022290018
- FA1022290030
- FA1022290033



* Numero massimo di apparecchi per alimentatore / Maximum number of luminaires per power supply.

Numero massimo di apparecchi per alimentatore (Vin220÷240). Dati indicativi da verificare con le specifiche condizioni di installazione.

Maximum number of luminaires per power supply, (220÷240 V). These data must be checked taking into account the specific installation conditions.

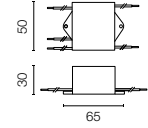

Acc. RF25754	3	Acc. RF26387.A	9
Acc. RF25748	3	Acc. RF25752	9
Acc. RF25747	5	Acc. F990B28A000	25
Acc. RF25757	5	Acc. F990B27A000	30
Acc. RF25750	8	Acc. F990B29A000	45
Acc. F990B21A000	8		

Hyperion: Accessori / Accessories

Dispositivo di protezione per il sovraccarico. 275Vac. Corrente massima di scarica 10KA (8/29µs). Massima corrente operativa 5A. Adatto per la connessione in serie. IP66.

Surge protection device. 275Vac. Maximum discharge current 10KA (8/20µs). Maximum operating current 5A. Suitable for series connection. IP66.

Hyperion
F990E00A000



Carter in alluminio satinato spessore 0.5mm.

Satin aluminium carter Thickness 0.5mm.

Hyperion
FA160



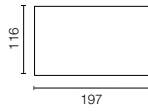
+



=



Lamp.4+cod.160 =+20% lm

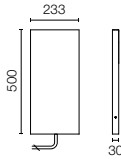


Palo estruso per utilizzo come bollard. Fissaggio diretto con tasselli o con accessorio opzionale piastra tirafondi.

Use of the extruded support as bollard. Direct fixing using studs or a base plate and fixing bolts (optional accessory).

H 500 mm

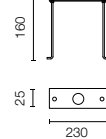
- FA24501
- FA24506
- FA24512
- FA24518
- FA24530
- FA24533



Piastra tirafondi.

Base plate with bolt.

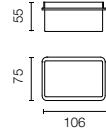
Hyperion
FA247



Scatola di derivazione da incasso 3 moduli (modello 503)

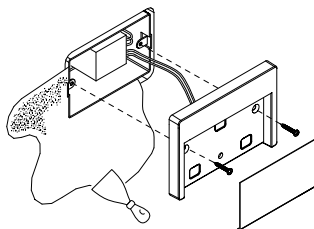
Recessed 3-module junction box (model 503)

Hyperion Mini
F990H010000



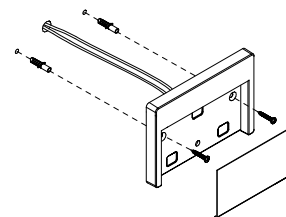
Recessed installation

Opzionale:
Alimentatore art. RF25748.


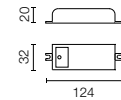

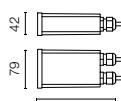


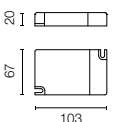


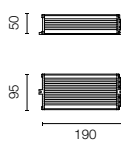


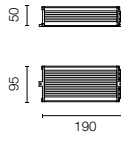

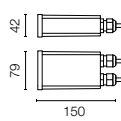

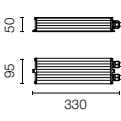

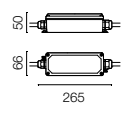

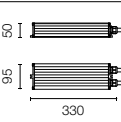

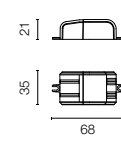


Wall installation

Optional:
Power supply code RF25748.



Hyperion: Driver/ Drivers

Alimentatore 24V 10W / 110-240V IP20 Classe II selv.	Power supply 24V 10W /110-240V IP20 Class II selv.	*RF25747		
Alimentatore 24V 10W / 110-240V IP67 Classe II selv.	Power supply 24V 10W / 110-240V IP67 Class II selv.	*RF25757		
Alimentatore per installazione remota 24Vdc 17W / 110-240V (15W@110V) IP20 Classe II selv.	Power supply for remote installation 24Vdc 17W / 110-240V (15W@110V) IP20 Class II selv.	*RF25750  Dimmable Push-Dim Or 1-10V See Wiring Diagram n.4. Page 874.		
Alimentatore 17W/110÷240V - 24Vdc (15W@110V) IP67 Classe II Selv.	Power supply 17W/110÷240V - 24Vdc (15W@110V) IP67 Class II Selv.	*F990B21A000  Dimmable Push-Dim Or 1-10V See Wiring Diagram n.4. Page 874.		
Alimentatore per installazione remota 24Vdc 20W / 110-240Vdc (15W@110V) IP67 Classe II selv.	Power supply for remote installation 24Vdc 20W / 110-240Vdc (15W@110V) IP67 Class II selv.	*RF26387.A  Dimmable DALI See Wiring Diagram n.4. Page 874.		
Alimentatore per installazione remota 24Vdc 20W / 220-240V IP67 Classe II selv.	Power supply for remote installation 24Vdc 20W / 220-240V IP67 Class II selv.	*RF25752		
Alimentatore per installazione remota 24Vdc 50W / 120-240V IP67 Classe II selv.	Power supply for remote installation 24Vdc 50W / 120-240V IP67 Class II selv.	*F990B28A000		
Alimentatore per installazione remota 24Vdc 70W / 220-240V IP67 Classe II selv.	Power supply for remote installation 24Vdc 70W / 220-240V IP67 Class II selv.	*F990B27A000		
Alimentatore per installazione remota 24Vdc 96W / 120-240V IP67 Classe II selv.	Power supply for remote installation 24Vdc 96W / 120-240V IP67 Class II selv.	*F990B29A000		
Alimentatore doppia funzione Vout 24Vdc: 8W/100÷240V Iout 350ma: 6x1W/100÷240V IP20 Classe II Selv Eq.	Power supply dual function Vout 24Vdc: 8W/100÷240V Iout 350ma: 6x1W/100÷240V IP20 Class II Selv Eq.	Hyperion Mini *RF25754		
Alimentatore 24V 8W / 110-240V IP65 Classe II selv.	Power supply 24V 8W / 110-240V IP65 Class II selv.	Hyperion Mini *RF25748	