

FLOS

F004A23A056 Matte Stainless Steel

Landlord Ground Ø49 1 Beam Non Dimmable Matt Stainless Steel

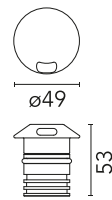
Designed by Piero Lissoni



24V remote power supply to be ordered separately. Necessary box for installation, to be ordered separately.

Are you a professional and your project needs consulting and support?

[BOOK AN APPOINTMENT](#)



Main specifications

Mounting	Ground recessed, Wall recessed
Environments	Outdoor wet location
LED type	Power LED
Lamp category	LED
Iicos	No
Power (W)	2.3
System flux (lm)	8

Physical

Colour	Matte Stainless Steel
Trim	No
Orientation	Fixed
Net weight (kg)	0.3
IP internal	66/67

Download

[Mounting instructions](#)  ZIP

Photometric Files

[LDT / IES](#)  ZIP

Technical Drawings

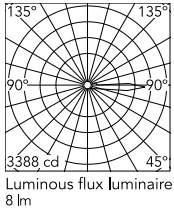
[2D](#)  ZIP

[3D](#)  ZIP

[Bim](#)  ZIP

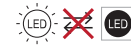


Schematic light drawing



Ecodesign and Energy Labelling

This product contains a light source of energy efficiency class E



Non-replaceable light source

Photometric

Lighting type	Direct
Light distribution	Symmetric
CCT (K)	2700
Beam angle C0-180 (°)	14
Beam angle C90-270 (°)	14

Electrical

Insulation class	III
Frequency (Hz)	50-60
Main voltage (Vac)	24
Driver	Remote excluded
Dimmable	No
Dimming type	Non Dimmable
Emergency type	No

Notes

Carefully install and maintain the fixtures to avoid damaging the coating. For LED fixtures, most problems are tied to electrical issues related to the insulation, which may cause destructive electrical discharges.

These are frequently caused by:

- power surges from the power network where fixture is connected.
- electrostatic discharge (ESD) from the environment.

We recommend installing a power-surge protection device on the fixture to reduce the intensity of these effects and prevent irreversible damages. The specific device should be chosen based on the electrical characteristics.

Accessories & Power Supply



REQUIRED
Power supply

RF25754

Power supply dual function Vout
24Vdc: 8W/100÷240V Iout
350ma: 6x1W/100÷240V IP20
Class II selv_Non Dimmable



REQUIRED
Power supply

RF25757

Power supply 24V 10W / 110-
240V IP67 Class II selv_Non
Dimmable



REQUIRED
Power supply

RF25747

Power supply 24V 10W /110-
240V IP20 Class II selv. Non
Dimmable



REQUIRED
Power supply

RF25748

Power supply dual function Vout
24Vdc: 8W/100÷240V Iout
350ma: 6x1W/100÷240V IP65
Class II selv. Non Dimmable



REQUIRED
Accessory

F004Z0J0000

Box for installation



REQUIRED
Power supply

F990B27A000

Power supply 24Vdc 70W / 220-
240V IP67 Class I selv. Non
Dimmable



REQUIRED
Power supply

F990B28A000

Power supply 24Vdc 50W / 220-
240V IP67 Class I selv. Non
Dimmable



OPTIONAL
Accessory

F990C050000

2 way terminal block 2 poles IP68
H2O stop. (Ø4÷6,9mm cable)