



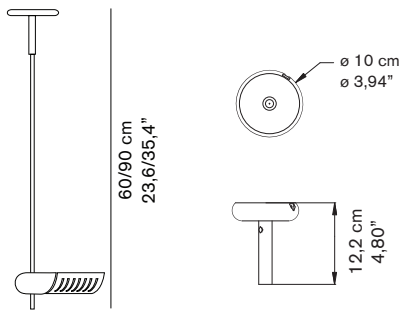
## COLOMBO 885/L

Joe Colombo  
1970

Lampada da soffitto a luce diretta e indiretta, stelo cromato, attacco a soffitto verniciato, riflettore orientabile e regolabile in alluminio verniciato.

Ceiling lamp giving direct and indirect light, chromium-plated stem, lacquered ceiling fixing. Adjustable reflector in lacquered aluminium.

### DIMENSIONI/DIMENSIONS



### MATERIALI/MATERIALS

metallo/alluminio  
metal/aluminium


### COLORE/COLORS

nero lucido/lacquered black  
asta cromata/chromium-plated stem

bronzo anodico/anodic bronze  
asta nera/black stem

### SORGENTI/BULBS

1 x max 24 W - LED  
2700°K - 4100 lm - CRI>85

 fornita con led  
equipped with led

### MARCHI/MARKS



### INFORMAZIONI AGGIUNTIVE/ FURTHER INFORMATION



classe I  
class I



rosone: nero - bronzo anodico  
rose: black - anodic bronze



cavo nero  
black cable



classe energetica: A<sup>++</sup>, A<sup>+</sup>, A  
energy class: A<sup>++</sup>, A<sup>+</sup>, A

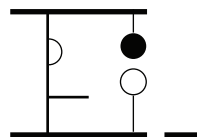
### IMBALLO/PACKAGING



dim./dim. 22x22x72 cm / 8,7"x8,7"x28,3"  
volume/volume 0,0348 m<sup>3</sup> / 1,22 ft<sup>3</sup>  
peso/weight 2,5 kg / 5,51 lb

### TIPOLOGIA/TYPE

interno - lampada da sospensione  
indoor - suspension lamp



### CURVA FOTOMETRICA/ PHOTOMETRIC CURVE

