



# Marco

ITALIANO / ENGLISH

FLOS


Outdoor

**Marco**





Marco Mono



## Famiglia / Family

---

### Marco Mono



#### Power Led

up to 3W  
up to 103 lm - 2700K/CRI 80  
up to 110 lm - 3000K/CRI 80  
up to 114 lm - 4000K/CRI 80  
\* Net lumen output  
[2200K available on request.](#)

### Marco Double



#### Power Led

up to 4W  
up to 2x103 lm - 2700K/CRI 80  
up to 2x110 lm - 3000K/CRI 80  
up to 2x114 lm - 4000K/CRI 80  
\* Net lumen output  
[2200K available on request.](#)

### Marco Omnidirectional



#### Power Led


up to 7W  
up to 4x103 lm - 2700K/CRI 80  
up to 4x110 lm - 3000K/CRI 80  
up to 4x114 lm - 4000K/CRI 80  
\* Net lumen output  
[2200K available on request.](#)

## Colori / Colours


---



01 White



06 Grey



12 Forest Green



18 Deep Brown



30 Black



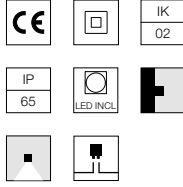
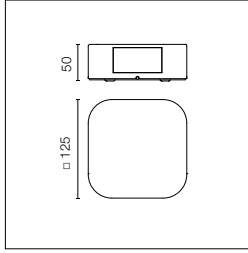
33 Anthracite

## Descrizione / Description

---

Apparecchio a parete per esterno con sorgente luminosa a LED, caratterizzato dalla forma quadrata arrotondata e dalla minima sporgenza. Disponibile in differenti combinazioni di apertura di fascio e di finestre di emissione per la creazione di segni grafici a parete con luce radente. Corpo in alluminio pressofuso EN AB-47100, a basso contenuto di rame, staffa di fissaggio a parete in acciaio inox AISI 304. Diffusore in vetro extrachiaro con bordo serigrafato, fissato attraverso un sistema di incollaggio robotizzato a filo con il bordo lampada per evitare depositi d'acqua. Disponibili in differenti finiture con rivestimento a doppio strato di polveri e sottoposte a trattamento di conversione chimica superficiale per una elevata resistenza alla corrosione. Viterie di fissaggio sono in acciaio inox AISI 316L di dimensioni minime per una perfetta integrazione a filo nel corpo dell'apparecchio.

Outdoor wall luminaire with LED light source. It is characterized by its square shape with rounded profiles and reduced protrusion. Available in different combinations of beam angles and emission windows, which allow the creation of luminous graphic signs flush with the wall. Die-cast aluminium structure, EN AB-47100 alloy (with low copper content) and AISI 304 stainless steel fixing bracket. Extra clear glass diffuser with silkscreen border, fixed flush with the luminaire's edge through a robotic gluing system in order to prevent water deposits. Available in different finishes with a double layer coating and a chemical conversion surface treatment to guarantee high resistance to corrosion. The fixing screws are made of AISI 316L stainless steel and of minimal dimensions for a perfect, grazing integration into the luminaire's structure.



Sorgente luminosa a LED inclusa. Alimentazione elettrica 220-240V ON/ OFF integrata. Staffa di fissaggio a parete inclusa. Dotato di due pressacavi in gomma per cavi 5mm< $\phi$ <9mm per consentire una facile connessione entrata-esci.

LED source included. Integrated electric power supply 220-240V ON/OFF. Wall fixing bracket included. Equipped with two rubber cable guides (5mm< $\phi$ <9mm) that facilitate the inlet-outlet connection.

2200K disponibile su richiesta.

2200K available on request.

**Optic Spot 12°**

**Power Led:** 3W - 139 lm  $\neq$  OUTPUT 103 lm - 2700K/CRI 80 - 220 $\div$ 240V / 3W - 149 lm  $\neq$  OUTPUT 110 lm - 3000K/CRI 80 - 220 $\div$ 240V / 3W - 154 lm  $\neq$  OUTPUT 114 lm - 4000K/CRI 80 - 220 $\div$ 240V

**2700K**

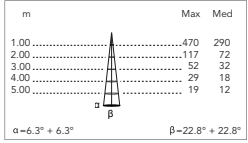
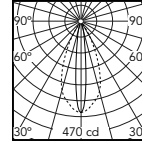
- FA1072764301
- FA1072764306
- FA1072764312
- FA1072764318
- FA1072764330
- FA1072764333

**3000K**

- FA1071164301
- FA1071164306
- FA1071164312
- FA1071164318
- FA1071164330
- FA1071164333

**4000K**

- FA1072304301
- FA1072304306
- FA1072304312
- FA1072304318
- FA1072304330
- FA1072304333



@ 3000K

**Optic Flood 71°**

**Power Led:** 3W - 139 lm  $\neq$  OUTPUT 101 lm - 2700K/CRI 80 - 220 $\div$ 240V / 3W - 149 lm  $\neq$  OUTPUT 108 lm - 3000K/CRI 80 - 220 $\div$ 240V / 3W - 154 lm  $\neq$  OUTPUT 111 lm - 4000K/CRI 80 - 220 $\div$ 240V

**2700K**

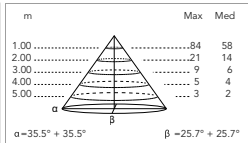
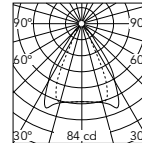
- FA1072765001
- FA1072765006
- FA1072765012
- FA1072765018
- FA1072765030
- FA1072765033

**3000K**

- FA1071165001
- FA1071165006
- FA1071165012
- FA1071165018
- FA1071165030
- FA1071165033

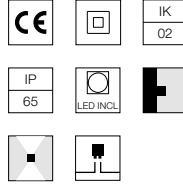
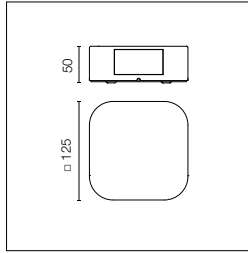
**4000K**

- FA1072305001
- FA1072305006
- FA1072305012
- FA1072305018
- FA1072305030
- FA1072305033



@ 3000K





Sorgente luminosa a LED inclusa. Alimentazione elettrica 220-240V ON/ OFF integrata. Staffa di fissaggio a parete inclusa. Dotato di due pressacavi in gomma per cavi 5mm<math>\phi</math><math><9\text{mm}</math> per consentire una facile connessione entrata-esci.

LED source included. Integrated electric power supply 220-240V ON/OFF. Wall fixing bracket included. Equipped with two rubber cable guides (5mm<math>\phi</math><math><9\text{mm}</math>) that facilitate the inlet-outlet connection.

2200K disponibile su richiesta.

2200K available on request.

**Optic Spot 12°**

**Power Led:** 4W - 2x139 lm  $\neq$  OUTPUT 2x103 lm - 2700K/CRI 80 - 220÷240V / 4W - 2x149 lm  $\neq$  OUTPUT 2x110 lm - 3000K/CRI 80 - 220÷240V / 4W - 2x154 lm  $\neq$  OUTPUT 2x114 lm - 4000K/CRI 80 - 220÷240V

**2700K**

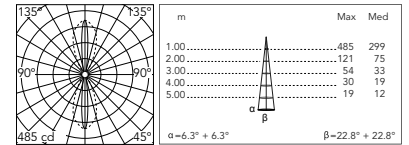
- FA1072794401
- FA1072794406
- FA1072794412
- FA1072794418
- FA1072794430
- FA1072794433

**3000K**

- FA1071194401
- FA1071194406
- FA1071194412
- FA1071194418
- FA1071194430
- FA1071194433

**4000K**

- FA1072314401
- FA1072314406
- FA1072314412
- FA1072314418
- FA1072314430
- FA1072314433



@ 3000K

**Optic Flood 71°**

**Power Led:** 4W - 2x139 lm  $\neq$  OUTPUT 2x101lm - 2700K/CRI 80 - 220÷240V / 4W - 2x149 lm  $\neq$  OUTPUT 2x108 lm - 3000K/CRI 80 - 220÷240V / 4W - 2x154 lm  $\neq$  OUTPUT 2x111 lm - 4000K/CRI 80 - 220÷240V

**2700K**

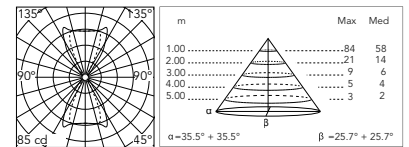
- FA1072795101
- FA1072795106
- FA1072795112
- FA1072795118
- FA1072795130
- FA1072795133

**3000K**

- FA1071195101
- FA1071195106
- FA1071195112
- FA1071195118
- FA1071195130
- FA1071195133

**4000K**

- FA1072315101
- FA1072315106
- FA1072315112
- FA1072315118
- FA1072315130
- FA1072315133



@ 3000K

**Optic Spot 12°+Flood 71°**

**Power Led:** 4W - 2x139 lm  $\neq$  OUTPUT 2x103+101 lm - 2700K/CRI 80 - 220÷240V / 4W - 2x149 lm  $\neq$  OUTPUT 2x110+108 lm - 3000K/CRI 80 - 220÷240V / 4W - 2x154 lm  $\neq$  OUTPUT 2x114+111 lm - 4000K/CRI 80 - 220÷240V

**2700K**

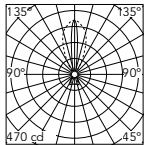
- FA1072725301
- FA1072725306
- FA1072725312
- FA1072725318
- FA1072725330
- FA1072725333

**3000K**

- FA1071225301
- FA1071225306
- FA1071225312
- FA1071225318
- FA1071225330
- FA1071225333

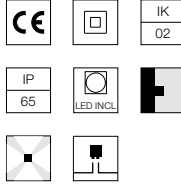
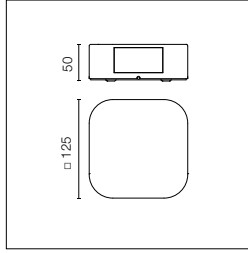
**4000K**

- FA1072315301
- FA1072315306
- FA1072315312
- FA1072315318
- FA1072315330
- FA1072315333



@ 3000K

## Marco Omnidirectional



Sorgente luminosa a LED inclusa. Alimentazione elettrica 220-240V ON/ OFF integrata. Staffa di fissaggio a parete inclusa. Dotato di due pressacavi in gomma per cavi 5mm< $\phi$ <9mm per consentire una facile connessione entrata-esci.

LED source included. Integrated electric power supply 220-240V ON/OFF. Wall fixing bracket included. Equipped with two rubber cable guides (5mm< $\phi$ <9mm) that facilitate the inlet-outlet connection.

2200K disponibile su richiesta.

2200K available on request.

### Optic Spot 12°

**Power Led:** 7W - 4x139 lm  $\neq$  OUTPUT 4x103 lm - 2700K/CRI 80 - 220 $\div$ 240V / 7W - 4x149 lm  $\neq$  OUTPUT 4x110 lm - 3000K/CRI 80 - 220 $\div$ 240V / 7W - 4x154 lm  $\neq$  OUTPUT 4x114 lm - 4000K/CRI 80 - 220 $\div$ 240V

#### 2700K

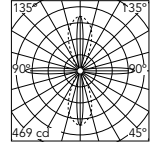
- FA1072724701
- FA1072724706
- FA1072724712
- FA1072724718
- FA1072724730
- FA1072724733

#### 3000K

- FA107924501
- FA107924506
- FA107924512
- FA107924518
- FA107924530
- FA107924533

#### 4000K

- FA1072324501
- FA1072324506
- FA1072324512
- FA1072324518
- FA1072324530
- FA1072324533



@ 3000K

### Optic Flood 71°

**Power Led:** 7W - 4x139 lm  $\neq$  OUTPUT 4x101 lm - 2700K/CRI 80 - 220 $\div$ 240V / 7W - 4x149 lm  $\neq$  OUTPUT 4x108 lm - 3000K/CRI 80 - 220 $\div$ 240V / 7W - 4x154 lm  $\neq$  OUTPUT 4x111 lm - 4000K/CRI 80 - 220 $\div$ 240V

#### 2700K

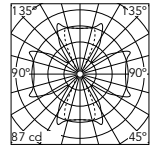
- FA1072724901
- FA1072724906
- FA1072724912
- FA1072724918
- FA1072724930
- FA1072724933

#### 3000K

- FA107925201
- FA107925206
- FA107925212
- FA107925218
- FA107925230
- FA107925233

#### 4000K

- FA1072325201
- FA1072325206
- FA1072325212
- FA1072325218
- FA1072325230
- FA1072325233



@ 3000K

## Marco: Accessori / Accessories

Dispositivo di protezione per il sovraccarico. 275Vac. Corrente massima di scarica 10KA (8/29 $\mu$ s). Massima corrente operativa 5A. Adatto per la connessione in serie. IP66.

Surge protection device. 275Vac. Maximum discharge current 10KA (8/20 $\mu$ s). Maximum operating current 5A. Suitable for series connection. IP66.

F990E00A000

