

Designed by Antonio Citterio

# Mile

ITALIANO / ENGLISH

FLOS

Outdoor


**Mile**

Designed by Antonio Citterio





Mile Wall



Mile Ceiling 1





Mile Bollard 1

## Famiglia / Family

---

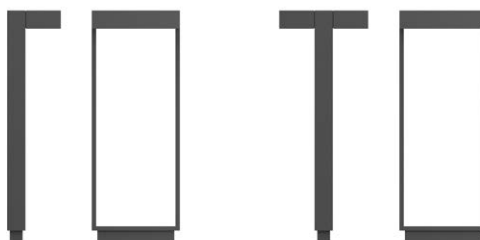
Mile Bollard 1 600

Mono / Double



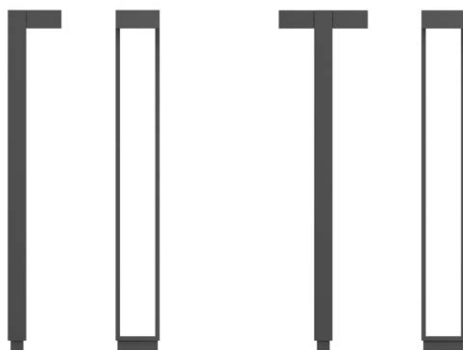
Mile Bollard 2 600

Mono / Double



Mile Bollard 1 900

Mono / Double



Mile Bollard 2 900

Mono / Double



### Mid - Power Led

4,9W

283 lm - 2700K/CRI 80

294 lm - 3000K/CRI 80

305 lm - 4000K/CRI 80

2200K available on request.

### Mid - Power Led

9,8W

2x283 lm - 2700K/CRI 80

2x294 lm - 3000K/CRI 80

2x305 lm - 4000K/CRI 80

2200K available on request.

### Mid - Power Led

7,8W

603 lm - 2700K/CRI 80

627 lm - 3000K/CRI 80

651 lm - 4000K/CRI 80

2200K available on request.

### Mid - Power Led

15,6W

2x603 lm - 2700K/CRI 80


2x627 lm - 3000K/CRI 80

2x651 lm - 4000K/CRI 80

2200K available on request.

## Colori / Colours


---




\*00 Primer



01 White



06 Grey



\*\*12 Forest Green



18 Deep Brown



30 Black



33 Anthracite

\* Solo per le versioni Wall, Path e Ceiling / Only for Wall, Path and Ceiling versions.

\*\* Solo per le versioni Wall, Bollard e Path / Only for Wall, Bollard and Path versions.

---

Mile Path 1



**Mid - Power Led**

4,9W  
up to 100 lm - 2700K/CRI 80  
up to 104 lm - 3000K/CRI 80  
up to 108 lm - 4000K/CRI 80  
[2200K available on request.](#)

Mile Path 2



**Mid - Power Led**

7,6W  
up to 172 lm - 2700K/CRI 80  
up to 179 lm - 3000K/CRI 80  
up to 186 lm - 4000K/CRI 80  
[2200K available on request.](#)

---

Mile Wall 1

Up / Down / Up&Down



**Mid - Power Led**

4,9W  
283 lm - 2700K/CRI 80  
294 lm - 3000K/CRI 80  
305 lm - 4000K/CRI 80  
[2200K available on request.](#)

**Mid - Power Led**

8,1W  
2x283 lm - 2700K/CRI 80  
2x294 lm - 3000K/CRI 80  
2x305 lm - 4000K/CRI 80  
[2200K available on request.](#)

Washer

Up / Down / Up&Down

**Mid - Power Led**

4,9W  
291 lm - 2700K/CRI 80  
303 lm - 3000K/CRI 80  
314 lm - 4000K/CRI 80  
[2200K available on request.](#)

**Mid - Power Led**

8,1W  
2x291 lm - 2700K/CRI 80  
2x303 lm - 3000K/CRI 80  
2x314 lm - 4000K/CRI 80  
[2200K available on request.](#)

Mile Wall 2

Up / Down / Up&Down



**Mid - Power Led**

7,8W  
603 lm - 2700K/CRI 80  
627 lm - 3000K/CRI 80  
651 lm - 4000K/CRI 80  
[2200K available on request.](#)

**Mid - Power Led**

13,5W  
2x603 lm - 2700K/CRI 80  
2x627 lm - 3000K/CRI 80  
2x651 lm - 4000K/CRI 80  
[2200K available on request.](#)

Washer

Up / Down / Up&Down

**Mid - Power Led**

6,4W  
453 lm - 2700K/CRI 80  
471 lm - 3000K/CRI 80  
489 lm - 4000K/CRI 80  
[2200K available on request.](#)

**Mid - Power Led**

10,5W  
2x453 lm - 2700K/CRI 80  
2x471 lm - 3000K/CRI 80  
2x489 lm - 4000K/CRI 80  
[2200K available on request.](#)

---

Mile Ceiling 1



Mile Recessed 1



**Power Led**

11W  
736 lm - 2700K/CRI 80  
759 lm - 3000K/CRI 80  
791 lm - 4000K/CRI 80  
[2200K available on request.](#)

Mile Ceiling 2



Mile Recessed 2



**Power Led**

15W  
1032 lm - 2700K/CRI 80  
1344 lm - 3000K/CRI 80  
1400 lm - 4000K/CRI 80  
[2200K available on request.](#)

### Mile Bollard

Collezione di paletti luminosi per esterno dal design rigoroso e minimale con sorgente luminosa a LED, abbinabili alle versioni a parete.

Versione bollard monodirezionale o bidirezionale, disponibile in due altezze e in due larghezze in base alla sorgente luminosa e alla potenza richiesta, caratterizzata da una cornice rigorosa in estruso di alluminio senza viti a vista, con base di rialzo a terra per una più semplice e veloce installazione. Le viterie di fissaggio della testa sono in acciaio inox AISI 316L. Disponibile in differenti finiture con rivestimento a doppio strato di polveri e sottoposte a trattamento di conversione chimica per proteggere contro la corrosione. Il diffusore è in policarbonato trasparente stabilizzato ai raggi UV.

Lo schermo riflettore asimmetrico è in alluminio purissimo, ossidato e brillantato e contiene la sorgente led in posizione arretrata per la riduzione dell'abbagliamento diretto; l'emissione luminosa asimmetrica direzionata verso il basso rende l'apparecchio in linea con le vigenti leggi in materia di inquinamento luminoso.

Le versioni Bollard possono essere installate facilmente a terra su qualsiasi pavimento con tasselli, oppure utilizzando l'accessorio dedicato piastra di ancoraggio per rendere la base del prodotto totalmente solidale con la pavimentazione.

### Mile Path

Collezione di apparecchio a parete per uso segnapasso in esterno dal design rigoroso e minimale con sorgente luminosa a LED, abbinabili alle versioni a parete e bollard.

Disponibile in due diverse dimensioni e in differenti finiture con un rivestimento a doppio strato di polveri.

La versione Primer va verniciata dopo l'installazione con normali colorazioni a base acquosa (tempere, stucchi, vernici ad acqua) per garantire la massima integrazione con l'architettura.

Le viterie di fissaggio sono in acciaio inox AISI 316L. Il diffusore è in policarbonato trasparente stabilizzato ai raggi UV.

Lo schermo riflettore asimmetrico è in alluminio verniciato nero per la riduzione dell'abbagliamento diretto dato dalle riflessioni e contiene la sorgente led in posizione arretrata; l'emissione luminosa asimmetrica direzionata verso il basso rende l'apparecchio in linea con le vigenti leggi in materia di inquinamento luminoso.

Staffa di fissaggio a parete inclusa.

### Mile Wall

Famiglia completa di apparecchi di illuminazione a parete dal design rigoroso e minimale con sorgente luminosa a LED, caratterizzato da una fascia decorativa in alluminio pressofuso a bassissimo contenuto di rame con buone caratteristiche meccaniche unite ad una buona resistenza alla corrosione data dal trattamento di conversione chimica superficiale.

Disponibile in due diverse dimensioni e in differenti finiture con un rivestimento a doppio strato di polveri.

La versione Primer va verniciata dopo l'installazione con normali colorazioni a base acquosa (tempere, stucchi, vernici ad acqua) per garantire la massima integrazione con l'architettura.

Le viterie di fissaggio sono in acciaio inox AISI 316L. Il diffusore perfettamente complanare alla fascia decorativa è in policarbonato trasparente stabilizzato ai raggi UV.

Lo schermo riflettore asimmetrico è in alluminio purissimo, ossidato e brillantato e contiene la sorgente led in posizione arretrata per la riduzione dell'abbagliamento diretto.

L'ottica asimmetrica è progettata per garantire una vasta gamma di prestazioni luminose e l'utilizzo flessibile in diversi contesti architettonici. Sono disponibili le versioni monoe-

missione con luce direzionata verso l'alto o verso il basso e le versioni biemissione, ognuna declinata secondo due differenti soluzioni illuminotecniche: per illuminazione focalizzata sul lavaggio luminoso della parete (washer) o per illuminazione asimmetrica ad esempio in caso di porticati o androni con l'utilizzo della versione con luce verso l'alto, dove il soffitto diventa esso stesso diffusore dal massimo comfort. La versione biemissione è disponibile sia con ottiche identiche, sia con ottiche miste asimmetrica + washer.

### Mile Ceiling

Collezione di apparecchi a soffitto in esterno dal design rigoroso e minimale con sorgente luminosa a LED, abbinabili alle versioni a parete, bollard e path.

Disponibile in due diverse dimensioni e in differenti finiture con un rivestimento a doppio strato di polveri.

La versione Primer va verniciata dopo l'installazione con normali colorazioni a base acquosa (tempere, stucchi, vernici ad acqua) per garantire la massima integrazione con l'architettura.

Il gruppo ottico è appositamente progettato per garantire il massimo comfort visivo e la riduzione dell'abbagliamento diretto senza rinunciare all'efficienza: la sorgente luminosa è composta da power led arretrati, le lenti in policarbonato trasparente assicurano un fascio di luce controllato e omogeneo, e i riflettori conici in policarbonato nero lucido forniscono una schermatura con angoli di cut-off estremi, il tutto in dimensioni molto ridotte.

Il gruppo ottico è disponibile in quattro aperture di fascio differenziate, permettendone un'ampia gamma di utilizzo e flessibilità nei più vari contesti architettonici: sia nel caso di fasci intensivi che di effetti di luce diffusa, il controllo ottico è sempre eccezionale e la luce spuria è totalmente assente. Le viterie di fissaggio sono in acciaio inox AISI 316L. Staffa di fissaggio a soffitto inclusa.

### Mile Recessed

Collezione di apparecchi a incasso a soffitto in esterno dal design rigoroso e minimale con sorgente luminosa a LED, abbinabili alle versioni a soffitto, parete, bollard e path.

Disponibile in due diverse dimensioni e in differenti finiture con un rivestimento a doppio strato di polveri.

La versione Primer va verniciata dopo l'installazione con normali colorazioni a base acquosa (tempere, stucchi, vernici ad acqua) per garantire la massima integrazione con l'architettura.

Come per le versioni a soffitto, il gruppo ottico è appositamente progettato per garantire il massimo comfort visivo e la riduzione dell'abbagliamento diretto senza rinunciare all'efficienza: la sorgente luminosa è composta da power led arretrati, le lenti in policarbonato trasparente assicurano un fascio di luce controllato e omogeneo, e i riflettori conici in policarbonato nero lucido forniscono una schermatura con angoli di cut-off estremi, il tutto in dimensioni molto ridotte. Il gruppo ottico è disponibile in quattro aperture di fascio differenziate, permettendone un'ampia gamma di utilizzo e flessibilità nei più vari contesti architettonici: sia nel caso di fasci intensivi che di effetti di luce diffusa, il controllo ottico è sempre eccezionale e la luce spuria è totalmente assente. L'apparecchio è installabile in controsoffitto mediante molle di fissaggio in dotazione; la cornice di battuta di spessore minimo garantisce la perfetta finitura estetica dell'apparecchio nel soffitto.

Disponibile come accessorio, per soffitti in muratura o in cemento armato, l'apposita cassaforma per gettata in acciaio zincato.



## Description

---

### Mile Bollard

Collection of outdoor bollards with a rigorous, minimal design and LED light source that can be combined with wall versions.

Uni- or bi-directional bollard version, available in two heights and widths, based on light source and power requirements. The rigid frame is made of extruded aluminum with no visible screws, and the base rises above the ground for a quick, simple installation. The head anchoring hardware is made of AISI 316L stainless steel.

Available in various finishes with a double layer of powder coating and chemical conversion treatment to protect it against corrosion.

The diffuser is made of transparent, UV-stabilized polycarbonate.

The asymmetric reflecting screen is made of pure, oxidized and polished aluminum, with LED source in a rear position to reduce direct glare. The downward, asymmetric light emission ensures the luminaire's compliance with existing light pollution laws.

Bollard versions may be easily installed on any flooring on the ground with anchors, or with the dedicated anchoring plate accessory to completely integrate the base of the product with the pavement.

### Mile Path

Collection of outdoor wall luminaires with a rigorous, minimal design and LED light source that can be combined with wall and bollard versions.

Available in two sizes and various finishes with a double layer of powder coating.

Primer version to be painted after installation with regular water-based colors (tempera, stucco, water-based paints) to ensure flawless integration with the building.

The anchoring hardware is made of AISI 316L stainless steel. Diffuser is made of transparent, UV-stabilized polycarbonate.

The asymmetric, reflecting screen is made of aluminum painted in black to reduce direct glare from reflections. It holds the LED source in a rear position. The downward, asymmetric light emission ensures the luminaire's compliance with existing light pollution laws.

Wall mounting bracket included.

### Mile Wall

Complete family of wall luminaires with a rigorous, minimal design with LED light source, a design characterized by a die-cast aluminum trim with very low copper content and good mechanical features combined with good resistance against corrosion thanks to the surface chemical conversion treatment.

Available in two sizes and various finishes with a double layer of powder coating.

Primer version to be painted after installation with regular water-based colors (tempera, stucco, water-based paints) to ensure flawless integration with the building.

The anchoring hardware is made of AISI 316L stainless steel. The diffuser is perfectly flush with the decorative band and is made of transparent, UV-stabilized polycarbonate.

The asymmetric, reflecting screen is made of pure, oxidized and polished aluminum, with LED source in a rear position to reduce direct glare.

Its asymmetrical optical unit is designed to ensure a wide range of lighting features and flexible use in different architectural settings. Single-emission version directing light upwards or downwards and dual-emission version available. Each version is available in two different lighting solutions: wall-washer lighting or asymmetric lighting. For instance, by

using the version with light directed upwards in porticos or entrance halls, the ceiling itself becomes a diffuser, offering absolute comfort. Dual emission version is available with both identical optical units and mixed, asymmetric + washer optical units.

### Mile Ceiling

Outdoor ceiling-mounted lights collection, with a rigorous, minimal design and LED light source that can be combined with wall, bollard and path versions.

Available in two different sizes and various finishes with a double layer of powder coating.

Primer version to be painted after installation with regular water-based colors (tempera, stucco, water-based paints) to ensure flawless integration with the building.

The optical unit is specifically designed to ensure maximum visual comfort and direct glare reduction without compromising overall efficiency: the light source comprises rear power LEDs; its transparent polycarbonate lenses ensure a controlled and homogeneous beam of light; and the glossy black polycarbonate cone reflectors provide an extreme, sharp-angled screening, all in a small footprint.

The optical unit is available in four different beam angles, allowing a wide range of uses and flexibility in the most varied architectural settings: both in the case of intense beams and diffuse light effects, optical control is always exceptional and spurious light is totally absent.

The anchoring hardware is made of AISI 316L stainless steel. Ceiling mounting bracket included.

### Mile Recessed

Collection of outdoor, ceiling-mounted, recessed lights with a rigorous, minimal design and LED light source that can be combined with ceiling, wall, bollard and path versions.

Available in two different sizes and various finishes with a double layer of powder coating.

Primer version to be painted after installation with regular water-based colors (tempera, stucco, water-based paints) to ensure flawless integration with the building.

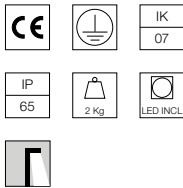
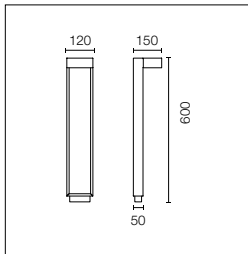
As in ceiling versions, the optical unit is specifically designed to ensure maximum visual comfort and direct glare reduction without compromising overall efficiency: the light source comprises rear power LEDs; its transparent polycarbonate lenses ensure a controlled and homogeneous beam of light; and the glossy black polycarbonate cone reflectors provide an extreme, sharp-angled screening, all in a small footprint.

The optical unit is available in four different beam angles, allowing a wide range of uses and flexibility in the most varied architectural settings: both in the case of intense beams and diffuse light effects, optical control is always exceptional and spurious light is totally absent.

The luminaire can be installed in a drop ceiling using the supplied springs. The minimal thickness of the stop frame allows a perfect, aesthetic finish of the luminaire in the ceiling.

The accessory box for installation in galvanized steel for concreting is available for brick or reinforced concrete ceilings.

## Mile Bollard 1 600 Mono



Sorgente luminosa a LED inclusa. Alimentazione elettrica 220-240V ON/OFF integrata. Dotato di uno spezzone di cavo uscente in neoprene e un sistema di giunzione IP68 H<sub>2</sub>O Stop anti-condensa a 2 vie. L'apparecchio è installabile su qualsiasi pavimento per mezzo di tasselli. Piastra di ancoraggio per l'installazione su pavimentazione da gettare con plinto di cemento da ordinare separatamente.

LED light source included. Integrated 220-240V ON/OFF electrical power. Equipped with a length of neoprene cable and an IP68 2-way anti-condensation H<sub>2</sub>O stop seal system. The device may be installed on any flooring with anchors. Anchoring plate for installation on flooring laid over concrete sold separately.

2200K disponibile su richiesta.

2200K available on request.

**Mid - Power Led:** 4,9W - 427 lm ≠ FIXT 283 lm - 2700K/CRI 80 - 220-240V / 4,9W - 445 lm ≠ FIXT 294 lm - 3000K/CRI 80 - 220-240V / 4,9W - 462 lm ≠ FIXT 305 lm - 4000K/CRI 80 - 220-240V

### 2700K

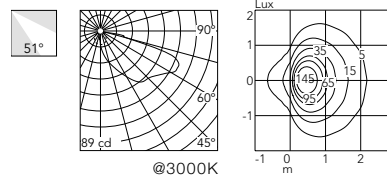
- F015G21A001
- F015G21A006
- F015G21A012
- F015G21A018
- F015G21A030
- F015G21A033

### 3000K

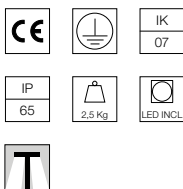
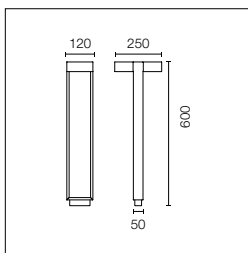
- F015G31A001
- F015G31A006
- F015G31A012
- F015G31A018
- F015G31A030
- F015G31A033

### 4000K

- F015G41A001
- F015G41A006
- F015G41A012
- F015G41A018
- F015G41A030
- F015G41A033



## Mile Bollard 1 600 Double



Sorgente luminosa a LED inclusa. Alimentazione elettrica 220-240V ON/OFF integrata. Dotato di uno spezzone di cavo uscente in neoprene e un sistema di giunzione IP68 H<sub>2</sub>O Stop anti-condensa a 2 vie. L'apparecchio è installabile su qualsiasi pavimento per mezzo di tasselli. Piastra di ancoraggio per l'installazione su pavimentazione da gettare con plinto di cemento da ordinare separatamente.

LED light source included. Integrated 220-240V ON/OFF electrical power. Equipped with a length of neoprene cable and an IP68 2-way anti-condensation H<sub>2</sub>O stop seal system. The device may be installed on any flooring with anchors. Anchoring plate for installation on flooring laid over concrete sold separately.

2200K disponibile su richiesta.

2200K available on request.

**Mid - Power Led:** 9,8W - 2x427 lm ≠ FIXT 2x283 lm - 2700K/CRI 80 - 220-240V / 9,8W - 2x445 lm ≠ FIXT 2x294 lm - 3000K/CRI 80 - 220-240V / 9,8W - 2x462 lm ≠ FIXT 2x305 lm - 4000K/CRI 80 - 220-240V

### 2700K

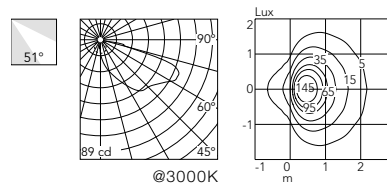
- F015G22A001
- F015G22A006
- F015G22A012
- F015G22A018
- F015G22A030
- F015G22A033

### 3000K

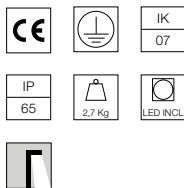
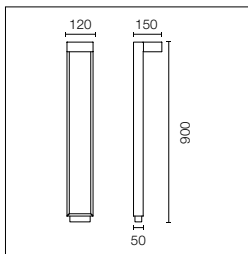
- F015G32A001
- F015G32A006
- F015G32A012
- F015G32A018
- F015G32A030
- F015G32A033

### 4000K

- F015G42A001
- F015G42A006
- F015G42A012
- F015G42A018
- F015G42A030
- F015G42A033



## Mile Bollard 1 900 Mono



Sorgente luminosa a LED inclusa. Alimentazione elettrica 220-240V ON/OFF integrata. Dotato di uno spezzone di cavo uscente in neoprene e un sistema di giunzione IP68 H<sub>2</sub>O Stop anti-condensa a 2 vie. L'apparecchio è installabile su qualsiasi pavimento per mezzo di tasselli. Piastra di ancoraggio per l'installazione su pavimentazione da gettare con plinto di cemento da ordinare separatamente.

LED light source included. Integrated 220-240V ON/OFF electrical power. Equipped with a length of neoprene cable and an IP68 2-way anti-condensation H<sub>2</sub>O stop seal system. The device may be installed on any flooring with anchors. Anchoring plate for installation on flooring laid over concrete sold separately.

2200K disponibile su richiesta.

2200K available on request.

**Mid - Power Led:** 4,9W - 427 lm ≠ FIXT 283 lm - 2700K/CRI 80 - 220-240V / 4,9W - 445 lm ≠ FIXT 294 lm - 3000K/CRI 80 - 220-240V / 4,9W - 462 lm ≠ FIXT 305 lm - 4000K/CRI 80 - 220-240V

### 2700K

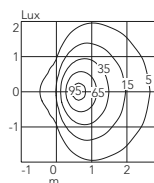
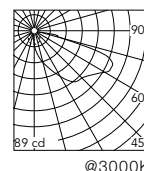
- F015H21A001
- F015H21A006
- F015H21A012
- F015H21A018
- F015H21A030
- F015H21A033

### 3000K

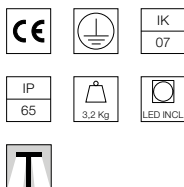
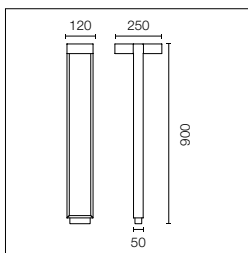
- F015H31A001
- F015H31A006
- F015H31A012
- F015H31A018
- F015H31A030
- F015H31A033

### 4000K

- F015H41A001
- F015H41A006
- F015H41A012
- F015H41A018
- F015H41A030
- F015H41A033



## Mile Bollard 1 900 Double



Sorgente luminosa a LED inclusa. Alimentazione elettrica 220-240V ON/OFF integrata. Dotato di uno spezzone di cavo uscente in neoprene e un sistema di giunzione IP68 H<sub>2</sub>O Stop anti-condensa a 2 vie. L'apparecchio è installabile su qualsiasi pavimento per mezzo di tasselli. Piastra di ancoraggio per l'installazione su pavimentazione da gettare con plinto di cemento da ordinare separatamente.

LED light source included. Integrated 220-240V ON/OFF electrical power. Equipped with a length of neoprene cable and an IP68 2-way anti-condensation H<sub>2</sub>O stop seal system. The device may be installed on any flooring with anchors. Anchoring plate for installation on flooring laid over concrete sold separately.

2200K disponibile su richiesta.

2200K available on request.

**Mid - Power Led:** 9,8W - 2x427 lm ≠ FIXT 2x283 lm - 2700K/CRI 80 - 220-240V / 9,8W - 2x445 lm ≠ FIXT 2x294 lm - 3000K/CRI 80 - 220-240V / 9,8W - 2x462 lm ≠ FIXT 2x305 lm - 4000K/CRI 80 - 220-240V

### 2700K

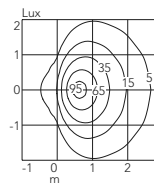
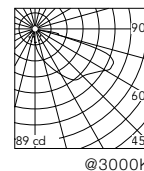
- F015H22A001
- F015H22A006
- F015H22A012
- F015H22A018
- F015H22A030
- F015H22A033

### 3000K

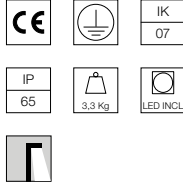
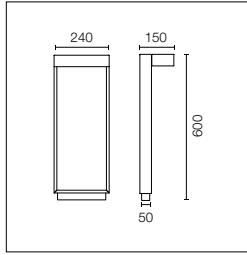
- F015H32A001
- F015H32A006
- F015H32A012
- F015H32A018
- F015H32A030
- F015H32A033

### 4000K

- F015H42A001
- F015H42A006
- F015H42A012
- F015H42A018
- F015H42A030
- F015H42A033



## Mile Bollard 2 600 Mono



Sorgente luminosa a LED inclusa. Alimentazione elettrica 220-240V ON/OFF integrata. Dotato di uno spezzone di cavo uscente in neoprene e un sistema di giunzione IP68 H<sub>2</sub>O Stop anti-condensa a 2 vie. L'apparecchio è installabile su qualsiasi pavimento per mezzo di tasselli. Piastra di ancoraggio per l'installazione su pavimentazione da gettare con plinto di cemento da ordinare separatamente.

LED light source included. Integrated 220-240V ON/OFF electrical power. Equipped with a length of neoprene cable and an IP68 2-way anti-condensation H<sub>2</sub>O stop seal system. The device may be installed on any flooring with anchors. Anchoring plate for installation on flooring laid over concrete sold separately.

2200K disponibile su richiesta.

2200K available on request.

**Mid - Power Led:** 7,8W - 838 lm ≠ FIXT 603 lm - 2700K/CRI 80 - 220-240V / 7,8W - 872 lm ≠ FIXT 627 lm - 3000K/CRI 80 - 220-240V / 7,8W - 905 lm ≠ FIXT 651 lm - 4000K/CRI 80 - 220-240V

### 2700K

Non Dimmable

- F015J21A001
- F015J21A006
- F015J21A012
- F015J21A018
- F015J21A030
- F015J21A033

1-10V

- F015J21B001
- F015J21B006
- F015J21B012
- F015J21B018
- F015J21B030
- F015J21B033

Dali

- F015J21D001
- F015J21D006
- F015J21D012
- F015J21D018
- F015J21D030
- F015J21D033

### 3000K

Non Dimmable

- F015J31A001
- F015J31A006
- F015J31A012
- F015J31A018
- F015J31A030
- F015J31A033

1-10V

- F015J31B001
- F015J31B006
- F015J31B012
- F015J31B018
- F015J31B030
- F015J31B033

Dali

- F015J31D001
- F015J31D006
- F015J31D012
- F015J31D018
- F015J31D030
- F015J31D033

### 4000K

Non Dimmable

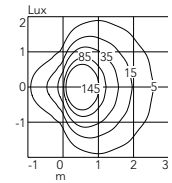
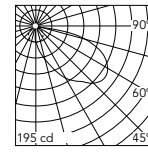
- F015J41A001
- F015J41A006
- F015J41A012
- F015J41A018
- F015J41A030
- F015J41A033

1-10V

- F015J41B001
- F015J41B006
- F015J41B012
- F015J41B018
- F015J41B030
- F015J41B033

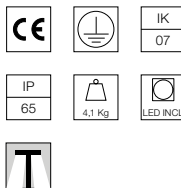
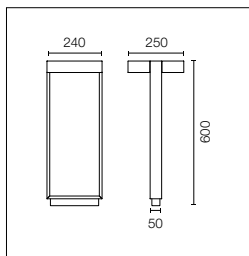
Dali

- F015J41D001
- F015J41D006
- F015J41D012
- F015J41D018
- F015J41D030
- F015J41D033



@3000K

# Mile Bollard 2 600 Double



Sorgente luminosa a LED inclusa. Alimentazione elettrica 220-240V ON/OFF integrata. Dotato di uno spezzone di cavo uscente in neoprene e un sistema di giunzione IP68 H<sub>2</sub>O Stop anti-condensa a 2 vie. L'apparecchio è installabile su qualsiasi pavimento per mezzo di tasselli. Piastra di ancoraggio per l'installazione su pavimentazione da gettare con plinto di cemento da ordinare separatamente.

LED light source included. Integrated 220-240V ON/OFF electrical power. Equipped with a length of neoprene cable and an IP68 2-way anti-condensation H<sub>2</sub>O stop seal system. The device may be installed on any flooring with anchors. Anchoring plate for installation on flooring laid over concrete sold separately.

2200K disponibile su richiesta.

2200K available on request.

**Mid - Power Led:** 15,6W - 2x838 lm ≠ FIXT 2x603 lm - 2700K/CRI 80 - 220-240V / 15,6W - 2x872 lm ≠ FIXT 2x627 lm - 3000K/CRI 80 - 220-240V / 15,6W - 2x905 lm ≠ FIXT 2x651 lm - 4000K/CRI 80 - 220-240V

## 2700K

Non Dimmable

- F015J22A001
- F015J22A006
- F015J22A012
- F015J22A018
- F015J22A030
- F015J22A033

1-10V

- F015J22B001
- F015J22B006
- F015J22B012
- F015J22B018
- F015J22B030
- F015J22B033

Dali

- F015J22D001
- F015J22D006
- F015J22D012
- F015J22D018
- F015J22D030
- F015J22D033

## 3000K

Non Dimmable

- F015J32A001
- F015J32A006
- F015J32A012
- F015J32A018
- F015J32A030
- F015J32A033

1-10V

- F015J32B001
- F015J32B006
- F015J32B012
- F015J32B018
- F015J32B030
- F015J32B033

Dali

- F015J32D001
- F015J32D006
- F015J32D012
- F015J32D018
- F015J32D030
- F015J32D033

## 4000K

Non Dimmable

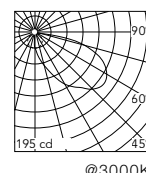
- F015J42A001
- F015J42A006
- F015J42A012
- F015J42A018
- F015J42A030
- F015J42A033

1-10V

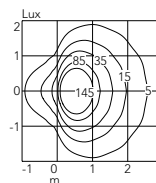
- F015J42B001
- F015J42B006
- F015J42B012
- F015J42B018
- F015J42B030
- F015J42B033

Dali

- F015J42D001
- F015J42D006
- F015J42D012
- F015J42D018
- F015J42D030
- F015J42D033

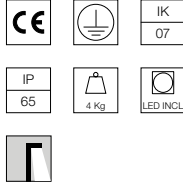
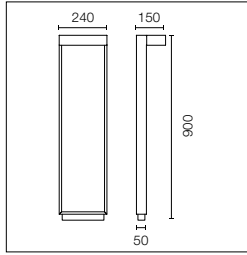


@3000K





## Mile Bollard 2 900 Mono



Sorgente luminosa a LED inclusa. Alimentazione elettrica 220-240V ON/OFF e dimmerabile 1-10V e DALI integrata. Dotato di uno spezzone di cavo uscente in neoprene e un sistema di giunzione IP68 H<sub>2</sub>O Stop anti-condensa a 2 vie. L'apparecchio è installabile su qualsiasi pavimento per mezzo di tasselli. Piastra di ancoraggio per l'installazione su pavimentazione da gettare con plinto di cemento da ordinare separatamente.

LED light source included. Integrated 220-240V ON/OFF and 1-10V or DALI dimmable electrical power. Equipped with a length of neoprene cable and an IP68 2-way anti-condensation H<sub>2</sub>O stop seal system. The device may be installed on any flooring with anchors. Anchoring plate for installation on flooring laid over concrete sold separately.

2200K disponibile su richiesta.

2200K available on request.

**Mid - Power Led:** 7,8W - 838 lm ≠ FIXT 603 lm - 2700K/CRI 80 - 220-240V / 7,8W - 872 lm ≠ FIXT 627 lm - 3000K/CRI 80 - 220-240V / 7,8W - 905 lm ≠ FIXT 651 lm - 4000K/CRI 80 - 220-240V

### 2700K

Non Dimmable

- F015K21A001
- F015K21A006
- F015K21A012
- F015K21A018
- F015K21A030
- F015K21A033
- 1-10V
- F015K21B001
- F015K21B006
- F015K21B012
- F015K21B018
- F015K21B030
- F015K21B033
- Dali
- F015K21D001
- F015K21D006
- F015K21D012
- F015K21D018
- F015K21D030
- F015K21D033

### 3000K

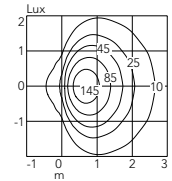
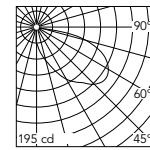
Non Dimmable

- F015K31A001
- F015K31A006
- F015K31A012
- F015K31A018
- F015K31A030
- F015K31A033
- 1-10V
- F015K31B001
- F015K31B006
- F015K31B012
- F015K31B018
- F015K31B030
- F015K31B033
- Dali
- F015K31D001
- F015K31D006
- F015K31D012
- F015K31D018
- F015K31D030
- F015K31D033

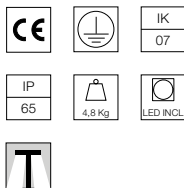
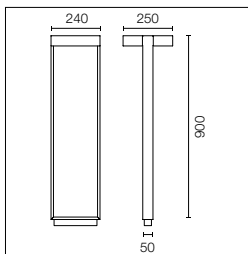
### 4000K

Non Dimmable

- F015K41A001
- F015K41A006
- F015K41A012
- F015K41A018
- F015K41A030
- F015K41A033
- 1-10V
- F015K41B001
- F015K41B006
- F015K41B012
- F015K41B018
- F015K41B030
- F015K41B033
- Dali
- F015K41D001
- F015K41D006
- F015K41D012
- F015K41D018
- F015K41D030
- F015K41D033



# Mile Bollard 2 900 Double



Sorgente luminosa a LED inclusa. Alimentazione elettrica 220-240V ON/OFF E DIMMERABILE 1-10V E DALI integrata. Dotato di uno spezzone di cavo uscente in neoprene e un sistema di giunzione IP68 H<sub>2</sub>O Stop anti-condensa a 2 vie. L'apparecchio è installabile su qualsiasi pavimento per mezzo di tasselli. Piastra di ancoraggio per l'installazione su pavimentazione da gettare con plinto di cemento da ordinare separatamente.

LED light source included. Integrated 220-240V ON/OFF electrical power. Equipped with a length of neoprene cable and an IP68 2-way anti-condensation H<sub>2</sub>O stop seal system. The device may be installed on any flooring with anchors. Anchoring plate for installation on flooring laid over concrete sold separately.

2200K disponibile su richiesta.

2200K available on request.

**Mid - Power Led:** 15,6W - 2x838 lm ≠ FIXT 2x603 lm - 2700K/CRI 80 - 220-240V / 15,6W - 2x872 lm ≠ FIXT 2x627 lm - 3000K/CRI 80 - 220-240V / 15,6W - 2x905 lm ≠ FIXT 2x651 lm - 4000K/CRI 80 - 220-240V

## 2700K

Non Dimmable

- F015K22A001
- F015K22A006
- F015K22A012
- F015K22A018
- F015K22A030
- F015K22A033
- 1-10V
- F015K22B001
- F015K22B006
- F015K22B012
- F015K22B018
- F015K22B030
- F015K22B033
- Dali
- F015K22D001
- F015K22D006
- F015K22D012
- F015K22D018
- F015K22D030
- F015K22D033

## 3000K

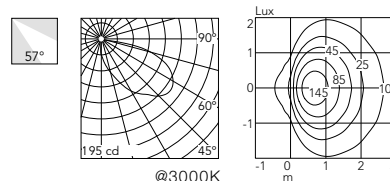
Non Dimmable

- F015K32A001
- F015K32A006
- F015K32A012
- F015K32A018
- F015K32A030
- F015K32A033
- 1-10V
- F015K32B001
- F015K32B006
- F015K32B012
- F015K32B018
- F015K32B030
- F015K32B033
- Dali
- F015K32D001
- F015K32D006
- F015K32D012
- F015K32D018
- F015K32D030
- F015K32D033

## 4000K

Non Dimmable

- F015K42A001
- F015K42A006
- F015K42A012
- F015K42A018
- F015K42A030
- F015K42A033
- 1-10V
- F015K42B001
- F015K42B006
- F015K42B012
- F015K42B018
- F015K42B030
- F015K42B033
- Dali
- F015K42D001
- F015K42D006
- F015K42D012
- F015K42D018
- F015K42D030
- F015K42D033



## Mile Bollard: Accessori / Accessories

Piastra tirafondi.

Base plate with bolt.

Bollard 1

F015Z000000



Piastra tirafondi.

Base plate with bolt.

Bollard 2


F015Z010000



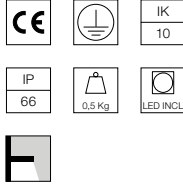
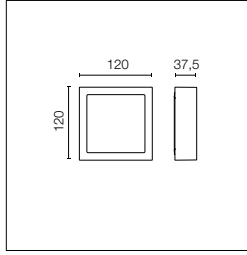
Dispositivo di protezione per il sovraccarico. 275 Vac. Corrente massima di scarica 10KA (8/29us). Massima corrente operativa 5A. Adatto per la connessione in serie. IP66.

Surge protection device. 275Vac. Maximum discharge current 10KA (8/20us). Maximum operating current 5A. Suitable for series connection. IP66.

F990E00A000



## Mile Path 1



Sorgente luminosa a LED inclusa. Alimentazione elettrica 220-240V ON/OFF integrata.  
Dotato di doppio passacavo per collegamento entra-esce. Staffa di fissaggio inclusa.

2200K disponibile su richiesta.

LED light source included. Integrated 220–240 V ON/OFF electrical power. Equipped with double cable gland for inlet and outlet connection. Fixing bracket included.

2200K available on request.

**Mid - Power Led:** 4,9W - 422 lm ≠ FIXT 100 lm - 2700K/CRI>80 - 220-240V / 4,9W - 439 lm ≠ FIXT 104 lm - 3000K/CRI>80 - 220-240V / 4,9W - 456 lm ≠ FIXT 108 lm - 4000K/CRI>80 - 220-240V

### 2700K

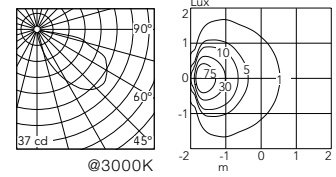
- F015L20A000
- F015L20A001
- F015L20A006
- F015L20A012
- F015L20A018
- F015L20A030
- F015L20A033

### 3000K

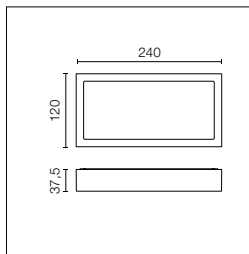
- F015L30A000
- F015L30A001
- F015L30A006
- F015L30A012
- F015L30A018
- F015L30A030
- F015L30A033

### 4000K

- F015L40A000
- F015L40A001
- F015L40A006
- F015L40A012
- F015L40A018
- F015L40A030
- F015L40A033



## Mile Path 2



Sorgente luminosa a LED inclusa. Alimentazione elettrica 220-240V ON/OFF integrata e dimmabile 1-10V o DALI integrata. Dotata di passacavo per collegamento di sicurezza a tenuta IP. Staffa di fissaggio inclusa.

LED light source included. Integrated 220-240V ON/OFF and 1-10V/DALI dimmable electrical power. Equipped with a cable gland for safety connection with IP tightness. Fixing bracket included.

2200K disponibile su richiesta.

2200K available on request.

**Mid - Power Led:** 7,6W - 818 lm ≠ FIXT 172 lm - 2700K/CRI>80 - 220-240V / 7,6W - 850 lm ≠ FIXT 179 lm - 3000K/CRI>80 - 220-240V / 7,6W - 883 lm ≠ FIXT 186 lm - 4000K/CRI>80 - 220-240V

### 2700K

Non Dimmable

- F015M20A000
- F015M20A001
- F015M20A006
- F015M20A012
- F015M20A018
- F015M20A030
- F015M20A033
- 1-10V
- F015M20B000
- F015M20B001
- F015M20B006
- F015M20B012
- F015M20B018
- F015M20B030
- F015M20B033
- Dali
- F015M20D000
- F015M20D001
- F015M20D006
- F015M20D012
- F015M20D018
- F015M20D030
- F015M20D033

### 3000K

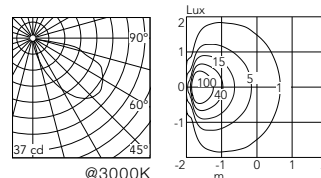
Non Dimmable

- F015M30A000
- F015M30A001
- F015M30A006
- F015M30A012
- F015M30A018
- F015M30A030
- F015M30A033
- 1-10V
- F015M30B000
- F015M30B001
- F015M30B006
- F015M30B012
- F015M30B018
- F015M30B030
- F015M30B033
- Dali
- F015M30D000
- F015M30D001
- F015M30D006
- F015M30D012
- F015M30D018
- F015M30D030
- F015M30D033

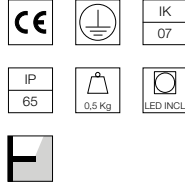
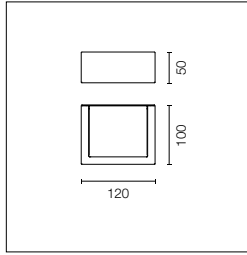
### 4000K

Non Dimmable

- F015M40A000
- F015M40A001
- F015M40A006
- F015M40A012
- F015M40A018
- F015M40A030
- F015M40A033
- 1-10V
- F015M40B000
- F015M40B001
- F015M40B006
- F015M40B012
- F015M40B018
- F015M40B030
- F015M40B033
- Dali
- F015M40D000
- F015M40D001
- F015M40D006
- F015M40D012
- F015M40D018
- F015M40D030
- F015M40D033



## Mile Wall 1 Asymmetric Up



Sorgente luminosa a LED inclusa. Alimentazione elettrica 220-240V ON/OFF integrata. Dotato di doppio passacavo per collegamento entra-esci.

LED light source included. Integrated 220-240V ON/OFF electrical power. Equipped with double cable gland for electrical connection.

2200K disponibile su richiesta.

2200K available on request.

**Mid - Power Led:** 4,9W - 427 lm ≠ FIXT 283 lm - 2700K/CRI 80 - 220-240V / 4,9W - 445 lm ≠ FIXT 294 lm - 3000K/CRI 80 - 220-240V / 4,9W - 462 lm ≠ FIXT 305 lm - 4000K/CRI 80 - 220-240V

### 2700K

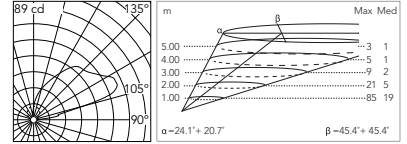
- F015A21A000
- F015A21A001
- F015A21A006
- F015A21A012
- F015A21A018
- F015A21A030
- F015A21A033

### 3000K

- F015A31A000
- F015A31A001
- F015A31A006
- F015A31A012
- F015A31A018
- F015A31A030
- F015A31A033

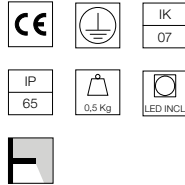
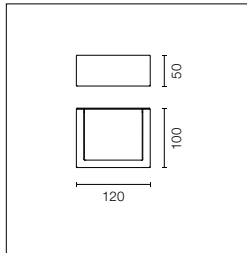
### 4000K

- F015A41A000
- F015A41A001
- F015A41A006
- F015A41A012
- F015A41A018
- F015A41A030
- F015A41A033



@3000K

## Mile Wall 1 Asymmetric Down



Sorgente luminosa a LED inclusa. Alimentazione elettrica 220-240V ON/OFF integrata. Dotato di doppio passacavo per collegamento entra-esci.

LED light source included. Integrated 220-240V ON/OFF electrical power. Equipped with double cable gland for electrical connection.

2200K disponibile su richiesta.

2200K available on request.

**Mid - Power Led:** 4,9W - 427 lm ≠ FIXT 283 lm - 2700K/CRI 80 - 220-240V / 4,9W - 445 lm ≠ FIXT 294 lm - 3000K/CRI 80 - 220-240V / 4,9W - 462 lm ≠ FIXT 305 lm - 4000K/CRI 80 - 220-240V

### 2700K

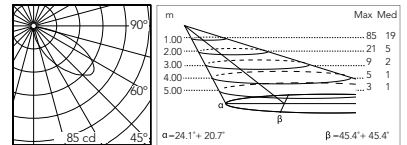
- F015A22A000
- F015A22A001
- F015A22A006
- F015A22A012
- F015A22A018
- F015A22A030
- F015A22A033

### 3000K

- F015A32A000
- F015A32A001
- F015A32A006
- F015A32A012
- F015A32A018
- F015A32A030
- F015A32A033

### 4000K

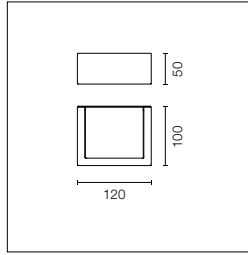
- F015A42A000
- F015A42A001
- F015A42A006
- F015A42A012
- F015A42A018
- F015A42A030
- F015A42A033



@3000K



## Mile Wall 1 Washer Up



Sorgente luminosa a LED inclusa. Alimentazione elettrica 220-240V ON/OFF integrata. Dotato di doppio passacavo per collegamento entra-esce.

LED light source included. Integrated 220-240V ON/OFF electrical power. Equipped with double cable gland for electrical connection.

2200K disponibile su richiesta.

2200K available on request.

**Mid - Power Led:** 4,9W - 427 lm ≠ FIXT 291 lm - 2700K/CRI 80 - 220-240V / 4,9W - 445 lm ≠ FIXT 303 lm - 3000K/CRI 80 - 220-240V / 4,9W - 462 lm ≠ FIXT 314 lm - 4000K/CRI 80 - 220-240V

### 2700K

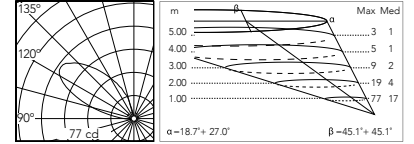
- F015B21A000
- F015B21A001
- F015B21A006
- F015B21A012
- F015B21A018
- F015B21A030
- F015B21A033

### 3000K

- F015B31A000
- F015B31A001
- F015B31A006
- F015B31A012
- F015B31A018
- F015B31A030
- F015B31A033

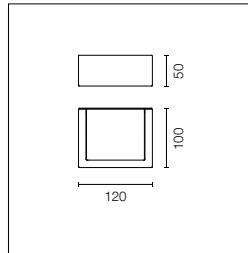
### 4000K

- F015B41A000
- F015B41A001
- F015B41A006
- F015B41A012
- F015B41A018
- F015B41A030
- F015B41A033



@3000K

## Mile Wall 1 Washer Down



Sorgente luminosa a LED inclusa. Alimentazione elettrica 220-240V ON/OFF integrata. Dotato di doppio passacavo per collegamento entra-esce.

LED light source included. Integrated 220-240V ON/OFF electrical power. Equipped with double cable gland for electrical connection.

2200K disponibile su richiesta.

2200K available on request.

**Mid - Power Led:** 4,9W - 427 lm ≠ FIXT 291 lm - 2700K/CRI 80 - 220-240V / 4,9W - 445 lm ≠ FIXT 303 lm - 3000K/CRI 80 - 220-240V / 4,9W - 462 lm ≠ FIXT 314 lm - 4000K/CRI 80 - 220-240V

### 2700K

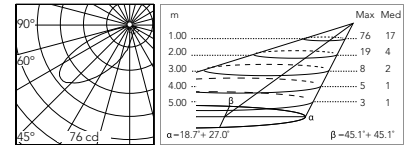
- F015B22A000
- F015B22A001
- F015B22A006
- F015B22A012
- F015B22A018
- F015B22A030
- F015B22A033

### 3000K

- F015B32A000
- F015B32A001
- F015B32A006
- F015B32A012
- F015B32A018
- F015B32A030
- F015B32A033

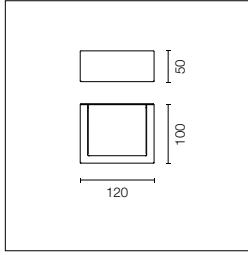
### 4000K

- F015B42A000
- F015B42A001
- F015B42A006
- F015B42A012
- F015B42A018
- F015B42A030
- F015B42A033



@3000K

## Mile Wall 1 Asymmetric Up & Down



Sorgente luminosa a LED inclusa. Alimentazione elettrica 220-240V ON/OFF integrata. Dotato di doppio passacavo per collegamento entra-esce.

LED light source included. Integrated 220-240V ON/OFF electrical power. Equipped with double cable gland for electrical connection.

2200K disponibile su richiesta.

2200K available on request.

**Mid - Power Led:** 8,1W - 2x427 lm ≠ FIXT 2x291 lm - 2700K/CRI 80 - 220-240V / 8,1W - 2x445 lm ≠ FIXT 2x303 lm - 3000K/CRI 80 - 220-240V / 8,1W - 2x462 lm ≠ FIXT 2x314 lm - 4000K/CRI 80 - 220-240V

### 2700K

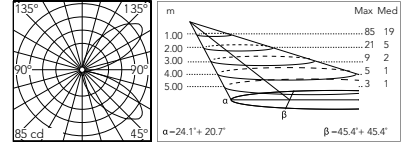
- F015A23A000
- F015A23A001
- F015A23A006
- F015A23A012
- F015A23A018
- F015A23A030
- F015A23A033

### 3000K

- F015A33A000
- F015A33A001
- F015A33A006
- F015A33A012
- F015A33A018
- F015A33A030
- F015A33A033

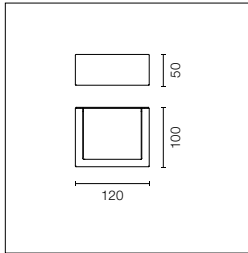
### 4000K

- F015A43A000
- F015A43A001
- F015A43A006
- F015A43A012
- F015A43A018
- F015A43A030
- F015A43A033



@3000K

## Mile Wall 1 Washer Up & Down



Sorgente luminosa a LED inclusa. Alimentazione elettrica 220-240V ON/OFF integrata. Dotato di doppio passacavo per collegamento entra-esce.

LED light source included. Integrated 220-240V ON/OFF electrical power. Equipped with double cable gland for electrical connection.

2200K disponibile su richiesta.

2200K available on request.

**Mid - Power Led:** 8,1W - 2x427 lm ≠ FIXT 2x291 lm - 2700K/CRI 80 - 220-240V / 8,1W - 2x445 lm ≠ FIXT 2x303 lm - 3000K/CRI 80 - 220-240V / 8,1W - 2x462 lm ≠ FIXT 2x314 lm - 4000K/CRI 80 - 220-240V

### 2700K

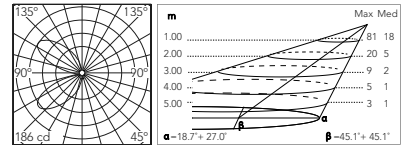
- F015B23A000
- F015B23A001
- F015B23A006
- F015B23A012
- F015B23A018
- F015B23A030
- F015B23A033

### 3000K

- F015B33A000
- F015B33A001
- F015B33A006
- F015B33A012
- F015B33A018
- F015B33A030
- F015B33A033

### 4000K

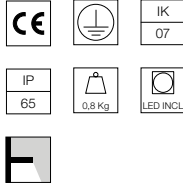
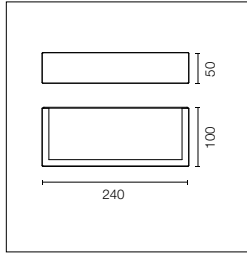
- F015B43A000
- F015B43A001
- F015B43A006
- F015B43A012
- F015B43A018
- F015B43A030
- F015B43A033



@3000K



## Mile Wall 2 Asymmetric Down



Sorgente luminosa a LED inclusa. Alimentazione elettrica 220-240V ON/OFF e dimmarabile 1-10V o DALI integrata. Dotato di doppio passacavo per collegamento entra-esci.

LED light source included. Integrated 220-240V ON/OFF and 1-10V or DALI dimmable electrical power. Equipped with double cable gland for electrical connection.

2200K disponibile su richiesta.

2200K available on request.

**Mid - Power Led:** 7,8W - 838 lm ≠ FIXT 603 lm - 2700K/CRI 80 - 220-240V / 7,8W - 872 lm ≠ FIXT 627 lm - 3000K/CRI 80 - 220-240V / 7,8W - 905 lm ≠ FIXT 651 lm - 4000K/CRI 80 - 220-240V

### 2700K

Non Dimmable

- F015D22A000
- F015D22A001
- F015D22A006
- F015D22A012
- F015D22A018
- F015D22A030
- F015D22A033
- 1-10V
- F015D22B000
- F015D22B001
- F015D22B006
- F015D22B012
- F015D22B018
- F015D22B030
- F015D22B033

Dali

- F015D22D000
- F015D22D001
- F015D22D006
- F015D22D012
- F015D22D018
- F015D22D030
- F015D22D033

### 3000K

Non Dimmable

- F015D32A000
- F015D32A001
- F015D32A006
- F015D32A012
- F015D32A018
- F015D32A030
- F015D32A033
- 1-10V
- F015D32B000
- F015D32B001
- F015D32B006
- F015D32B012
- F015D32B018
- F015D32B030
- F015D32B033

Dali

- F015D32D000
- F015D32D001
- F015D32D006
- F015D32D012
- F015D32D018
- F015D32D030
- F015D32D033

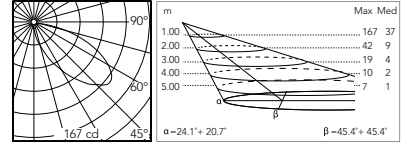
### 4000K

Non Dimmable

- F015D42A000
- F015D42A001
- F015D42A006
- F015D42A012
- F015D42A018
- F015D42A030
- F015D42A033
- 1-10V
- F015D42B000
- F015D42B001
- F015D42B006
- F015D42B012
- F015D42B018
- F015D42B030
- F015D42B033

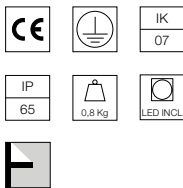
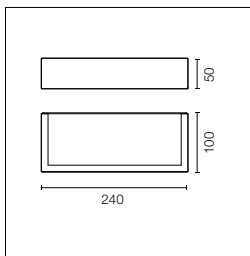
Dali

- F015D42D000
- F015D42D001
- F015D42D006
- F015D42D012
- F015D42D018
- F015D42D030
- F015D42D033



@3000K

# Mile Wall 2 Washer Up



Sorgente luminosa a LED inclusa. Alimentazione elettrica 220-240V ON/OFF e dimmabile 1-10V o DALI integrata. Dotato di doppio passacavo per collegamento entra-esce.

LED light source included. Integrated 220-240V ON/OFF and 1-10V or DALI dimmable electrical power. Equipped with double cable gland for electrical connection.

2200K disponibile su richiesta.

2200K available on request.

**Mid - Power Led:** 6,4W - 661 lm ≠ FIXT 453 lm - 2700K/CRI 80 - 220-240V / 6,4W - 714 lm ≠ FIXT 471 lm - 3000K/CRI 80 - 220-240V / 6,4W - 714 lm ≠ FIXT 489 lm - 4000K/CRI 80 - 220-240V

## 2700K

Non Dimmable

- F015E21A000
- F015E21A001
- F015E21A006
- F015E21A012
- F015E21A018
- F015E21A030
- F015E21A033
- 1-10V
- F015E21B000
- F015E21B001
- F015E21B006
- F015E21B012
- F015E21B018
- F015E21B030
- F015E21B033

Dali

- F015E21D000
- F015E21D001
- F015E21D006
- F015E21D012
- F015E21D018
- F015E21D030
- F015E21D033

## 3000K

Non Dimmable

- F015E31A000
- F015E31A001
- F015E31A006
- F015E31A012
- F015E31A018
- F015E31A030
- F015E31A033
- 1-10V
- F015E31B000
- F015E31B001
- F015E31B006
- F015E31B012
- F015E31B018
- F015E31B030
- F015E31B033

Dali

- F015E31D000
- F015E31D001
- F015E31D006
- F015E31D012
- F015E31D018
- F015E31D030
- F015E31D033

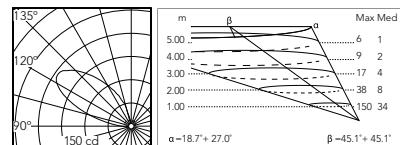
## 4000K

Non Dimmable

- F015E41A000
- F015E41A001
- F015E41A006
- F015E41A012
- F015E41A018
- F015E41A030
- F015E41A033
- 1-10V
- F015E41B000
- F015E41B001
- F015E41B006
- F015E41B012
- F015E41B018
- F015E41B030
- F015E41B033

Dali

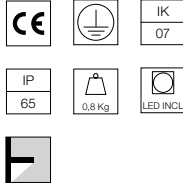
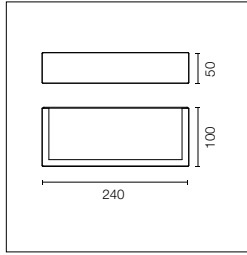
- F015E41D000
- F015E41D001
- F015E41D006
- F015E41D012
- F015E41D018
- F015E41D030
- F015E41D033



@3000K



## Mile Wall 2 Washer Down



Sorgente luminosa a LED inclusa. Alimentazione elettrica 220-240V ON/OFF e dimmabile 1-10V o DALI integrata. Dotato di doppio passacavo per collegamento entra-esci.

LED light source included. Integrated 220-240V ON/OFF and 1-10V or DALI dimmable electrical power. Equipped with double cable gland for electrical connection.

2200K disponibile su richiesta.

2200K available on request.

**Mid - Power Led:** 6,4W - 661 lm ≠ FIXT 453 lm - 2700K/CRI 80 - 220-240V / 6,4W - 714 lm ≠ FIXT 471 lm - 3000K/CRI 80 - 220-240V / 6,4W - 714 lm ≠ FIXT 489 lm - 4000K/CRI 80 - 220-240V

### 2700K

Non Dimmable

- F015E22A000
- F015E22A001
- F015E22A006
- F015E22A012
- F015E22A018
- F015E22A030
- F015E22A033
- 1-10V
- F015E22B000
- F015E22B001
- F015E22B006
- F015E22B012
- F015E22B018
- F015E22B030
- F015E22B033

Dali

- F015E22D000
- F015E22D001
- F015E22D006
- F015E22D012
- F015E22D018
- F015E22D030
- F015E22D033

### 3000K

Non Dimmable

- F015E32A000
- F015E32A001
- F015E32A006
- F015E32A012
- F015E32A018
- F015E32A030
- F015E32A033
- 1-10V
- F015E32B000
- F015E32B001
- F015E32B006
- F015E32B012
- F015E32B018
- F015E32B030
- F015E32B033

Dali

- F015E32D000
- F015E32D001
- F015E32D006
- F015E32D012
- F015E32D018
- F015E32D030
- F015E32D033

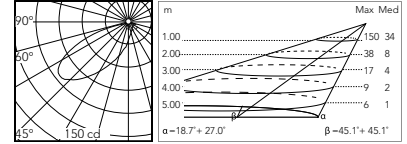
### 4000K

Non Dimmable

- F015E42A000
- F015E42A001
- F015E42A006
- F015E42A012
- F015E42A018
- F015E42A030
- F015E42A033
- 1-10V
- F015E42B000
- F015E42B001
- F015E42B006
- F015E42B012
- F015E42B018
- F015E42B030
- F015E42B033

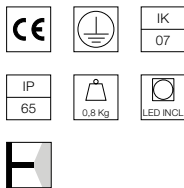
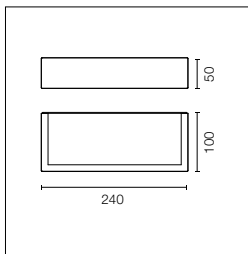
Dali

- F015E42D000
- F015E42D001
- F015E42D006
- F015E42D012
- F015E42D018
- F015E42D030
- F015E42D033



@3000K

# Mile Wall 2 Asymmetric Up & Down



Sorgente luminosa a LED inclusa. Alimentazione elettrica 220-240V ON/OFF e dimmarabile 1-10V o DALI integrata. Dotato di doppio passacavo per collegamento entra-esce.

LED light source included. Integrated 220-240V ON/OFF and 1-10V or DALI dimmable electrical power. Equipped with double cable gland for electrical connection.

2200K disponibile su richiesta.

2200K available on request.

**Mid - Power Led:** 13,5W - 2x838 lm ≠ FIXT 2x603 lm - 2700K/CRI 80 - 220-240V / 13,5W - 2x872 lm ≠ FIXT 2x627 lm - 3000K/CRI 80 - 220-240V / 13,5W - 2x905 lm ≠ FIXT 2x651 lm - 4000K/CRI 80 - 220-240V

## 2700K

Non Dimmable

- F015D23A000
- F015D23A001
- F015D23A006
- F015D23A012
- F015D23A018
- F015D23A030
- F015D23A033
- 1-10V
- F015D23B000
- F015D23B001
- F015D23B006
- F015D23B012
- F015D23B018
- F015D23B030
- F015D23B033

Dali

- F015D23D000
- F015D23D001
- F015D23D006
- F015D23D012
- F015D23D018
- F015D23D030
- F015D23D033

## 3000K

Non Dimmable

- F015D33A000
- F015D33A001
- F015D33A006
- F015D33A012
- F015D33A018
- F015D33A030
- F015D33A033
- 1-10V
- F015D33B000
- F015D33B001
- F015D33B006
- F015D33B012
- F015D33B018
- F015D33B030
- F015D33B033

Dali

- F015D33D000
- F015D33D001
- F015D33D006
- F015D33D012
- F015D33D018
- F015D33D030
- F015D33D033

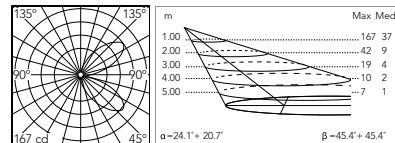
## 4000K

Non Dimmable

- F015D43A000
- F015D43A001
- F015D43A006
- F015D43A012
- F015D43A018
- F015D43A030
- F015D43A033
- 1-10V
- F015D43B000
- F015D43B001
- F015D43B006
- F015D43B012
- F015D43B018
- F015D43B030
- F015D43B033

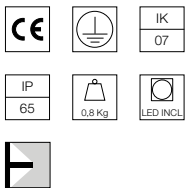
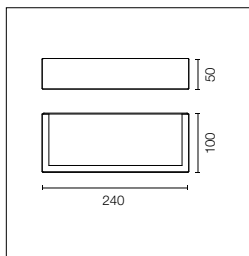
Dali

- F015D43D000
- F015D43D001
- F015D43D006
- F015D43D012
- F015D43D018
- F015D43D030
- F015D43D033



@3000K

# Mile Wall 2 Washer Up & Down



Sorgente luminosa a LED inclusa. Alimentazione elettrica 220-240V ON/OFF e dimmabile 1-10V o DALI integrata. Dotato di doppio passacavo per collegamento entra-esci.

LED light source included. Integrated 220-240V ON/OFF and 1-10V or DALI dimmable electrical power. Equipped with double cable gland for electrical connection.

2200K disponibile su richiesta.

2200K available on request.

**Mid - Power Led:** 10,5W - 2x661 lm ≠ FIXT 2x453 lm - 2700K/CRI 80 - 220-240V / 10,5W - 2x714 lm ≠ FIXT 2x471 lm - 3000K/CRI 80 - 220-240V / 10,5W - 2x714 lm ≠ FIXT 2x489 lm - 4000K/CRI 80 - 220-240V

## 2700K

Non Dimmable

- F015E23A000
- F015E23A001
- F015E23A006
- F015E23A012
- F015E23A018
- F015E23A030
- F015E23A033
- 1-10V
- F015E23B000
- F015E23B001
- F015E23B006
- F015E23B012
- F015E23B018
- F015E23B030
- F015E23B033

Dali

- F015E23D000
- F015E23D001
- F015E23D006
- F015E23D012
- F015E23D018
- F015E23D030
- F015E23D033

## 3000K

Non Dimmable

- F015E33A000
- F015E33A001
- F015E33A006
- F015E33A012
- F015E33A018
- F015E33A030
- F015E33A033
- 1-10V
- F015E33B000
- F015E33B001
- F015E33B006
- F015E33B012
- F015E33B018
- F015E33B030
- F015E33B033

Dali

- F015E33D000
- F015E33D001
- F015E33D006
- F015E33D012
- F015E33D018
- F015E33D030
- F015E33D033

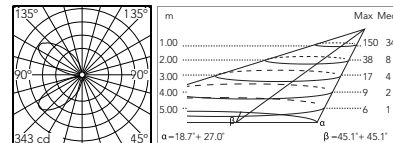
## 4000K

Non Dimmable

- F015E43A000
- F015E43A001
- F015E43A006
- F015E43A012
- F015E43A018
- F015E43A030
- F015E43A033
- 1-10V
- F015E43B000
- F015E43B001
- F015E43B006
- F015E43B012
- F015E43B018
- F015E43B030
- F015E43B033

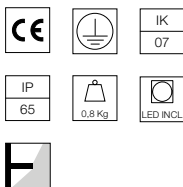
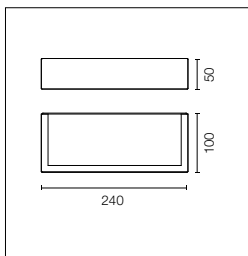
Dali

- F015E43D000
- F015E43D001
- F015E43D006
- F015E43D012
- F015E43D018
- F015E43D030
- F015E43D033



@3000K

# Mile Wall 2 Washer Down + Asymmetric Up



Sorgente luminosa a LED inclusa. Alimentazione elettrica 220-240V ON/OFF e dimmabile 1-10V o DALI integrata. Dotato di doppio passacavo per collegamento entra-esce.

LED light source included. Integrated 220-240V ON/OFF and 1-10V or DALI dimmable electrical power. Equipped with double cable gland for electrical connection.

2200K disponibile su richiesta.

2200K available on request.

**Mid - Power Led:** 12W - 661+838 lm ≠ FIXT 453+603 lm - 2700K/CRI 80 - 220-240V / 12W - 2714+872 lm ≠ FIXT 471+627 lm - 3000K/CRI 80 - 220-240V / 12W - 714+905 lm ≠ FIXT 489+651 lm - 4000K/CRI 80 - 220-240V

## 2700K

Non Dimmable

- F015F24A000
- F015F24A001
- F015F24A006
- F015F24A012
- F015F24A018
- F015F24A030
- F015F24A033
- 1-10V
- F015F24B000
- F015F24B001
- F015F24B006
- F015F24B012
- F015F24B018
- F015F24B030
- F015F24B033

Dali

- F015F24D000
- F015F24D001
- F015F24D006
- F015F24D012
- F015F24D018
- F015F24D030
- F015F24D033

## 3000K

Non Dimmable

- F015F34A000
- F015F34A001
- F015F34A006
- F015F34A012
- F015F34A018
- F015F34A030
- F015F34A033
- 1-10V
- F015F34B000
- F015F34B001
- F015F34B006
- F015F34B012
- F015F34B018
- F015F34B030
- F015F34B033

Dali

- F015F34D000
- F015F34D001
- F015F34D006
- F015F34D012
- F015F34D018
- F015F34D030
- F015F34D033

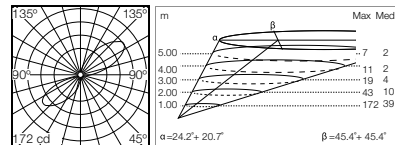
## 4000K

Non Dimmable

- F015F44A000
- F015F44A001
- F015F44A006
- F015F44A012
- F015F44A018
- F015F44A030
- F015F44A033
- 1-10V
- F015F44B000
- F015F44B001
- F015F44B006
- F015F44B012
- F015F44B018
- F015F44B030
- F015F44B033

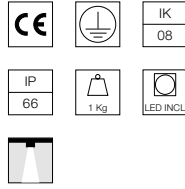
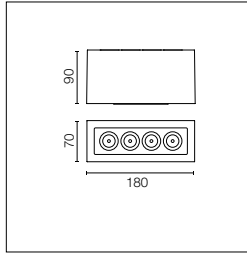
Dali

- F015F44D000
- F015F44D001
- F015F44D006
- F015F44D012
- F015F44D018
- F015F44D030
- F015F44D033



@3000K

# Mile Ceiling 1



Sorgente luminosa a LED inclusa. Alimentazione elettrica 220-240V ON/OFF integrata e dimmabile 1-10V o DALI integrata. Dotato di doppio passacavo per collegamento entra-esci. Staffa di fissaggio inclusa.

LED light source included. Integrated 220-240V ON/OFF and 1-10V/DALI dimmable electrical power. Equipped with double cable gland for inlet and outlet connection. Fixing bracket included.

2200K disponibile su richiesta.

2200K available on request.

**Power Led:** 11W - 994 lm ≠ \*FIXT 736 lm - 2700K/CRI>80 - 220-240V / 11W - 1030 lm ≠ \*FIXT 759 lm - 3000K/CRI>80 - 220-240V / 11W - 1067 lm ≠ \*FIXT 791 lm - 4000K/CRI>80 - 220-240V  
 \*Fixt lm = Spot Optic

## Optic Spot

### 2700K

Non Dimmable

- F030A21A000
- F030A21A001
- F030A21A006
- F030A21A012
- F030A21A018
- F030A21A030
- F030A21A033

1-10V

- F030A21B000
- F030A21B001
- F030A21B006
- F030A21B012
- F030A21B018
- F030A21B030
- F030A21B033

Dali

- F030A21D000
- F030A21D001
- F030A21D006
- F030A21D012
- F030A21D018
- F030A21D030
- F030A21D033

### 3000K

Non Dimmable

- F030A31A000
- F030A31A001
- F030A31A006
- F030A31A012
- F030A31A018
- F030A31A030
- F030A31A033

1-10V

- F030A31B000
- F030A31B001
- F030A31B006
- F030A31B012
- F030A31B018
- F030A31B030
- F030A31B033

Dali

- F030A31D000
- F030A31D001
- F030A31D006
- F030A31D012
- F030A31D018
- F030A31D030
- F030A31D033

### 4000K

Non Dimmable

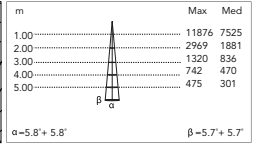
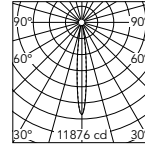
- F030A41A000
- F030A41A001
- F030A41A006
- F030A41A012
- F030A41A018
- F030A41A030
- F030A41A033

1-10V

- F030A41B000
- F030A41B001
- F030A41B006
- F030A41B012
- F030A41B018
- F030A41B030
- F030A41B033

Dali

- F030A41D000
- F030A41D001
- F030A41D006
- F030A41D012
- F030A41D018
- F030A41D030
- F030A41D033



@3000K

## Optic Medium

### 2700K

Non Dimmable

- F030A22A000
- F030A22A001
- F030A22A006
- F030A22A012
- F030A22A018
- F030A22A030
- F030A22A033

1-10V

- F030A22B000
- F030A22B001
- F030A22B006
- F030A22B012
- F030A22B018
- F030A22B030
- F030A22B033

Dali

- F030A22D000
- F030A22D001
- F030A22D006
- F030A22D012
- F030A22D018
- F030A22D030
- F030A22D033

### 3000K

Non Dimmable

- F030A32A000
- F030A32A001
- F030A32A006
- F030A32A012
- F030A32A018
- F030A32A030
- F030A32A033

1-10V

- F030A32B000
- F030A32B001
- F030A32B006
- F030A32B012
- F030A32B018
- F030A32B030
- F030A32B033

Dali

- F030A32D000
- F030A32D001
- F030A32D006
- F030A32D012
- F030A32D018
- F030A32D030
- F030A32D033

### 4000K

Non Dimmable

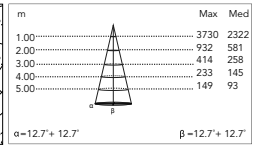
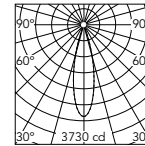
- F030A42A000
- F030A42A001
- F030A42A006
- F030A42A012
- F030A42A018
- F030A42A030
- F030A42A033

1-10V

- F030A42B000
- F030A42B001
- F030A42B006
- F030A42B012
- F030A42B018
- F030A42B030
- F030A42B033

Dali

- F030A42D000
- F030A42D001
- F030A42D006
- F030A42D012
- F030A42D018
- F030A42D030
- F030A42D033



@3000K

## Optic Flood

### 2700K

Non Dimmable

- F030A23A000
- F030A23A001
- F030A23A006
- F030A23A012
- F030A23A018
- F030A23A030
- F030A23A033

1-10V

- F030A23B000
- F030A23B001
- F030A23B006
- F030A23B012
- F030A23B018
- F030A23B030
- F030A23B033

Dali

- F030A23D000
- F030A23D001
- F030A23D006
- F030A23D012
- F030A23D018
- F030A23D030
- F030A23D033

### 3000K

Non Dimmable

- F030A33A000
- F030A33A001
- F030A33A006
- F030A33A012
- F030A33A018
- F030A33A030
- F030A33A033

1-10V

- F030A33B000
- F030A33B001
- F030A33B006
- F030A33B012
- F030A33B018
- F030A33B030
- F030A33B033

Dali

- F030A33D000
- F030A33D001
- F030A33D006
- F030A33D012
- F030A33D018
- F030A33D030
- F030A33D033

### 4000K

Non Dimmable

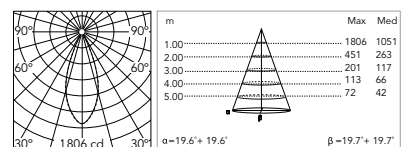
- F030A43A000
- F030A43A001
- F030A43A006
- F030A43A012
- F030A43A018
- F030A43A030
- F030A43A033

1-10V

- F030A43B000
- F030A43B001
- F030A43B006
- F030A43B012
- F030A43B018
- F030A43B030
- F030A43B033

Dali

- F030A43D000
- F030A43D001
- F030A43D006
- F030A43D012
- F030A43D018
- F030A43D030
- F030A43D033



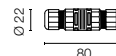
@3000K

## Accessori per versioni non dimmable / Accessories for non-dimmable versions

Sistema di giunzione IP68  
H2O Stop anti-condensa a 2  
vie 4 poli.

2 way terminal block 4 poles  
IP68 H2O Stop.

F990C00A000



Sistema di giunzione IP68  
H2O Stop anti-condensa a  
3/4 vie 4 poli. (Ø5,5÷12mm  
cavo).

3/4 way terminal block 4 poles  
IP68 H2O Stop. (ø5,5÷12mm  
cable).

F990C010000



## Accessori per versioni Dimmerabili / Accessories for dimmable versions

Kit connettore 5 poli presa  
volante + spina EU IP68.

Connector kit 5-pole flying  
socket + EU plug IP68.

F990C080000



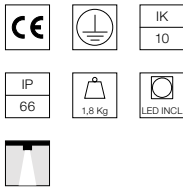
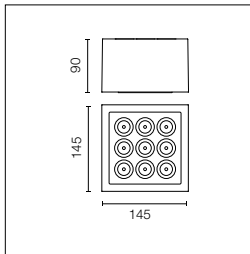
Scatola di derivazione 5 poli 4  
vie IP68 (cavi 6-14 mm).

4 way junction box 5 poles  
IP68 (6-14 mm cables).

F990C030000



# Mile Ceiling 2



Sorgente luminosa a LED inclusa. Alimentazione elettrica 220-240V ON/OFF integrata e dimmabile 1-10V o DALI integrata. Dotato di doppio passacavo per collegamento entra-esce. Staffa di fissaggio inclusa.

LED light source included. Integrated 220-240V ON/OFF and 1-10V/DALI dimmable electrical power. Equipped with double cable gland for inlet and outlet connection. Fixing bracket included.

2200K disponibile su richiesta.

2200K available on request.

**Power Led:** 15W - 1677 lm ≠ \*FIXT 1032 lm - 2700K/CRI>80 - 220-240V / 15W - 1739 lm ≠ \*FIXT 1344 lm - 3000K/CRI>80 - 220-240V / 15W - 1800 lm ≠ \*FIXT 1400 lm - 4000K/CRI>80 - 220-240V / \*Fixt lm = Spot Optic

## Optic Spot

### 2700K

Non Dimmable

- F030C21A000
- F030C21A001
- F030C21A006
- F030C21A012
- F030C21A018
- F030C21A030
- F030C21A033
- 1-10V
- F030C21B000
- F030C21B001
- F030C21B006
- F030C21B012
- F030C21B018
- F030C21B030
- F030C21B033

Dali

- F030C21D000
- F030C21D001
- F030C21D006
- F030C21D012
- F030C21D018
- F030C21D030
- F030C21D033

### 3000K

Non Dimmable

- F030C31A000
- F030C31A001
- F030C31A006
- F030C31A012
- F030C31A018
- F030C31A030
- F030C31A033
- 1-10V
- F030C31B000
- F030C31B001
- F030C31B006
- F030C31B012
- F030C31B018
- F030C31B030
- F030C31B033

Dali

- F030C31D000
- F030C31D001
- F030C31D006
- F030C31D012
- F030C31D018
- F030C31D030
- F030C31D033

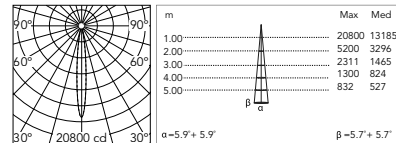
### 4000K

Non Dimmable

- F030C41A000
- F030C41A001
- F030C41A006
- F030C41A012
- F030C41A018
- F030C41A030
- F030C41A033
- 1-10V
- F030C41B000
- F030C41B001
- F030C41B006
- F030C41B012
- F030C41B018
- F030C41B030
- F030C41B033

Dali

- F030C41D000
- F030C41D001
- F030C41D006
- F030C41D012
- F030C41D018
- F030C41D030
- F030C41D033



@3000K

## Optic Medium

### 2700K

Non Dimmable

- F030C22A000
- F030C22A001
- F030C22A006
- F030C22A012
- F030C22A018
- F030C22A030
- F030C22A033
- 1-10V
- F030C22B000
- F030C22B001
- F030C22B006
- F030C22B012
- F030C22B018
- F030C22B030
- F030C22B033

Dali

- F030C22D000
- F030C22D001
- F030C22D006
- F030C22D012
- F030C22D018
- F030C22D030
- F030C22D033

### 3000K

Non Dimmable

- F030C32A000
- F030C32A001
- F030C32A006
- F030C32A012
- F030C32A018
- F030C32A030
- F030C32A033
- 1-10V
- F030C32B000
- F030C32B001
- F030C32B006
- F030C32B012
- F030C32B018
- F030C32B030
- F030C32B033

Dali

- F030C32D000
- F030C32D001
- F030C32D006
- F030C32D012
- F030C32D018
- F030C32D030
- F030C32D033

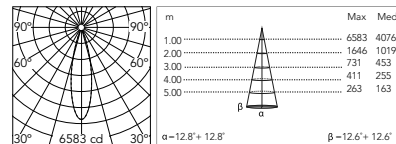
### 4000K

Non Dimmable

- F030C42A000
- F030C42A001
- F030C42A006
- F030C42A012
- F030C42A018
- F030C42A030
- F030C42A033
- 1-10V
- F030C42B000
- F030C42B001
- F030C42B006
- F030C42B012
- F030C42B018
- F030C42B030
- F030C42B033

Dali

- F030C42D000
- F030C42D001
- F030C42D006
- F030C42D012
- F030C42D018
- F030C42D030
- F030C42D033



@3000K

## Optic Flood

### 2700K

Non Dimmable

- F030C23A000
- F030C23A001
- F030C23A006
- F030C23A012
- F030C23A018
- F030C23A030
- F030C23A033
- 1-10V
- F030C23B000
- F030C23B001
- F030C23B006
- F030C23B012
- F030C23B018
- F030C23B030
- F030C23B033
- Dali
- F030C23D000
- F030C23D001
- F030C23D006
- F030C23D012
- F030C23D018
- F030C23D030
- F030C23D033

### 3000K

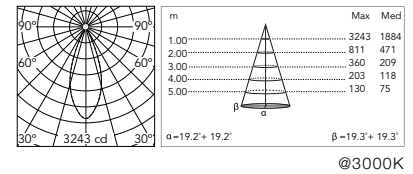
Non Dimmable

- F030C33A000
- F030C33A001
- F030C33A006
- F030C33A012
- F030C33A018
- F030C33A030
- F030C33A033
- 1-10V
- F030C33B000
- F030C33B001
- F030C33B006
- F030C33B012
- F030C33B018
- F030C33B030
- F030C33B033
- Dali
- F030C33D000
- F030C33D001
- F030C33D006
- F030C33D012
- F030C33D018
- F030C33D030
- F030C33D033

### 4000K

Non Dimmable

- F030C43A000
- F030C43A001
- F030C43A006
- F030C43A012
- F030C43A018
- F030C43A030
- F030C43A033
- 1-10V
- F030C43B000
- F030C43B001
- F030C43B006
- F030C43B012
- F030C43B018
- F030C43B030
- F030C43B033
- Dali
- F030C43D000
- F030C43D001
- F030C43D006
- F030C43D012
- F030C43D018
- F030C43D030
- F030C43D033

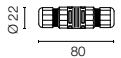


## Accessori per versioni non dimmable / Accessories for non-dimmable versions

Sistema di giunzione IP68  
H2O Stop anti-condensa a 2  
vie 4 poli.

2 way terminal block 4 poles  
IP68 H2O Stop.

F990C00A000



Sistema di giunzione IP68  
H2O Stop anti-condensa a  
3/4 vie 4 poli. (Ø5,5÷12mm  
cavo).

3/4 way terminal block 4 poles  
IP68 H2O Stop. (ø5,5÷12mm  
cable).

F990C010000



## Accessori per versioni Dimmerabili / Accessories for dimmable versions

Kit connettore 5 poli presa  
volante + spina EU IP68.

Connector kit 5-pole flying  
socket + EU plug IP68.

F990C080000



Scatola di derivazione 5 poli 4  
vie IP68 (cavi 6-14 mm).

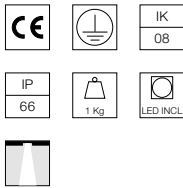
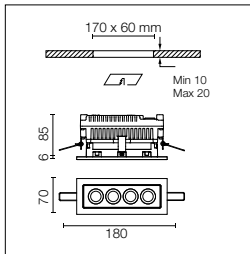
4 way junction box 5 poles  
IP68 (6-14 mm cables).

F990C030000





# Mile Recessed 1



Sorgente luminosa a LED inclusa. Alimentazione elettrica 220-240V ON/OFF integrata e dimmarabile 1-10V o DALI integrata. Dotato di spezzone di cavo uscente in neoprene e doppio passacavo per collegamento entra-esce. Molle di fissaggio per controsoffitto incluse. Cassaforma per soffitti in muratura da ordinare separatamente.

LED light source included. Integrated 220-240V ON/OFF and 1-10V/DALI dimmable electrical power. Equipped with neoprene cable outlet and double cable grommet for in/out connection. Ceiling mounting springs included. Box for brick roofing installation to be ordered separately.

2200K disponibile su richiesta.

2200K available on request.

**Power Led:** 11W - 994 lm ≠ \*FIXT 736 lm - 2700K/CRI>80 - 220-240V / 11W - 1030 lm ≠ \*FIXT 759 lm - 3000K/CRI>80 - 220-240V / 11W - 1067 lm ≠ \*FIXT 791 lm - 4000K/CRI>80 - 220-240V  
\*Fixt lm = Spot Optic

## Optic Spot

### 2700K

Non Dimmable

- F030B21A000
- F030B21A001
- F030B21A006
- F030B21A012
- F030B21A018
- F030B21A030
- F030B21A033

1-10V

- F030B21B000
- F030B21B001
- F030B21B006
- F030B21B012
- F030B21B018
- F030B21B030
- F030B21B033

Dali

- F030B21D000
- F030B21D001
- F030B21D006
- F030B21D012
- F030B21D018
- F030B21D030
- F030B21D033

### 3000K

Non Dimmable

- F030B31A000
- F030B31A001
- F030B31A006
- F030B31A012
- F030B31A018
- F030B31A030
- F030B31A033

1-10V

- F030B31B000
- F030B31B001
- F030B31B006
- F030B31B012
- F030B31B018
- F030B31B030
- F030B31B033

Dali

- F030B31D000
- F030B31D001
- F030B31D006
- F030B31D012
- F030B31D018
- F030B31D030
- F030B31D033

### 4000K

Non Dimmable

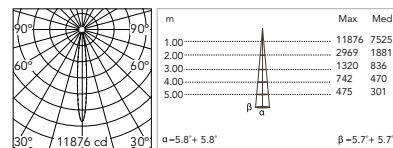
- F030B41A000
- F030B41A001
- F030B41A006
- F030B41A012
- F030B41A018
- F030B41A030
- F030B41A033

1-10V

- F030B41B000
- F030B41B001
- F030B41B006
- F030B41B012
- F030B41B018
- F030B41B030
- F030B41B033

Dali

- F030B41D000
- F030B41D001
- F030B41D006
- F030B41D012
- F030B41D018
- F030B41D030
- F030B41D033



@3000K

## Optic Medium

### 2700K

Non Dimmable

- F030B22A000
- F030B22A001
- F030B22A006
- F030B22A012
- F030B22A018
- F030B22A030
- F030B22A033

1-10V

- F030B22B000
- F030B22B001
- F030B22B006
- F030B22B012
- F030B22B018
- F030B22B030
- F030B22B033

Dali

- F030B22D000
- F030B22D001
- F030B22D006
- F030B22D012
- F030B22D018
- F030B22D030
- F030B22D033

### 3000K

Non Dimmable

- F030B32A000
- F030B32A001
- F030B32A006
- F030B32A012
- F030B32A018
- F030B32A030
- F030B32A033

1-10V

- F030B32B000
- F030B32B001
- F030B32B006
- F030B32B012
- F030B32B018
- F030B32B030
- F030B32B033

Dali

- F030B32D000
- F030B32D001
- F030B32D006
- F030B32D012
- F030B32D018
- F030B32D030
- F030B32D033

### 4000K

Non Dimmable

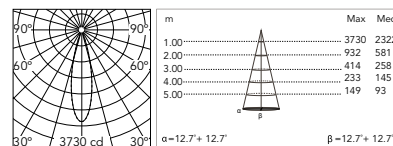
- F030B42A000
- F030B42A001
- F030B42A006
- F030B42A012
- F030B42A018
- F030B42A030
- F030B42A033

1-10V

- F030B42B000
- F030B42B001
- F030B42B006
- F030B42B012
- F030B42B018
- F030B42B030
- F030B42B033

Dali

- F030B42D000
- F030B42D001
- F030B42D006
- F030B42D012
- F030B42D018
- F030B42D030
- F030B42D033



@3000K

## Optic Flood

### 2700K

Non Dimmable

- F030B23A000
- F030B23A001
- F030B23A006
- F030B23A012
- F030B23A018
- F030B23A030
- F030B23A033
- 1-10V
- F030B23B000
- F030B23B001
- F030B23B006
- F030B23B012
- F030B23B018
- F030B23B030
- F030B23B033
- Dali
- F030B23D000
- F030B23D001
- F030B23D006
- F030B23D012
- F030B23D018
- F030B23D030
- F030B23D033

### 3000K

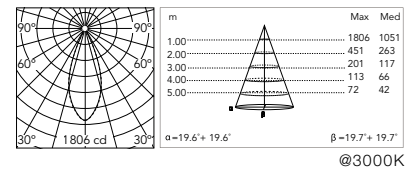
Non Dimmable

- F030B33A000
- F030B33A001
- F030B33A006
- F030B33A012
- F030B33A018
- F030B33A030
- F030B33A033
- 1-10V
- F030B33B000
- F030B33B001
- F030B33B006
- F030B33B012
- F030B33B018
- F030B33B030
- F030B33B033
- Dali
- F030B33D000
- F030B33D001
- F030B33D006
- F030B33D012
- F030B33D018
- F030B33D030
- F030B33D033

### 4000K

Non Dimmable

- F030B43A000
- F030B43A001
- F030B43A006
- F030B43A012
- F030B43A018
- F030B43A030
- F030B43A033
- 1-10V
- F030B43B000
- F030B43B001
- F030B43B006
- F030B43B012
- F030B43B018
- F030B43B030
- F030B43B033
- Dali
- F030B43D000
- F030B43D001
- F030B43D006
- F030B43D012
- F030B43D018
- F030B43D030
- F030B43D033

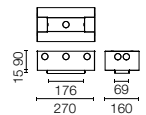


## Mile Recessed 1: Accessori / Accessories

Scatola in metallo per installazione soffitti in cemento.

Metal installation box for concrete ceiling.

F030Z010000



## Accessori per versioni non dimmable / Accessories for non-dimmable versions

Sistema di giunzione IP68 H2O Stop anti-condensa a 2 vie 4 poli.

2 way terminal block 4 poles IP68 H2O Stop.

F990C00A000



Sistema di giunzione IP68 H2O Stop anti-condensa a 3/4 vie 4 poli. (Ø5,5÷12mm cavo).

3/4 way terminal block 4 poles IP68 H2O Stop. (ø5,5÷12mm cable).

F990C010000



## Accessori per versioni Dimmerabili / Accessories for dimmable versions

Kit connettore 5 poli presa volante + spina EU IP68.

Connector kit 5-pole flying socket + EU plug IP68.

F990C080000



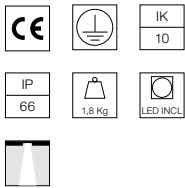
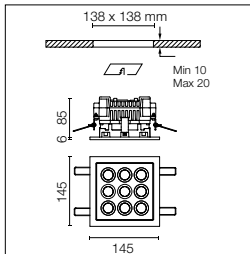
Scatola di derivazione 5 poli 4 vie IP68 (cavi 6-14 mm).

4 way junction box 5 poles IP68 (6-14 mm cables).

F990C030000



# Mile Recessed 2



Sorgente luminosa a LED inclusa. Alimentazione elettrica 220-240V ON/OFF integrata e dimmarabile 1-10V o DALI integrata. Dotato di spezzone di cavo uscente in neoprene e doppio passacavo per collegamento entra-esce. Molle di fissaggio per controsoffitto incluse. Cassaforma per soffitti in muratura da ordinare separatamente.

LED light source included. Integrated 220-240V ON/OFF and 1-10V/DALI dimmable electrical power. Equipped with neoprene cable outlet and double cable grommet for in/out connection. Ceiling mounting springs included. Box for brick roofing installation to be ordered separately.

2200K disponibile su richiesta.

2200K available on request.

**Power Led:** 15W - 1677 lm ≠ \*FIXT 1032 lm - 2700K/CRI>80 - 220-240V / 15W - 1739 lm ≠ \*FIXT 1344 lm - 3000K/CRI>80 - 220-240V / 15W - 1800 lm ≠ \*FIXT 1400 lm - 4000K/CRI>80 - 220-240V  
 \*Fixt lm = Spot Optic

## Optic Spot

### 2700K

Non Dimmable

- F030D21A000
- F030D21A001
- F030D21A006
- F030D21A012
- F030D21A018
- F030D21A030
- F030D21A033
- 1-10V
- F030D21B000
- F030D21B001
- F030D21B006
- F030D21B012
- F030D21B018
- F030D21B030
- F030D21B033
- Dali
- F030D21D000
- F030D21D001
- F030D21D006
- F030D21D012
- F030D21D018
- F030D21D030
- F030D21D033

### 3000K

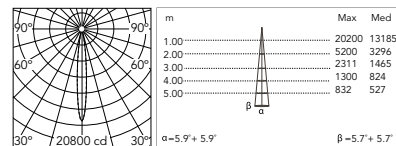
Non Dimmable

- F030D31A000
- F030D31A001
- F030D31A006
- F030D31A012
- F030D31A018
- F030D31A030
- F030D31A033
- 1-10V
- F030D31B000
- F030D31B001
- F030D31B006
- F030D31B012
- F030D31B018
- F030D31B030
- F030D31B033
- Dali
- F030D31D000
- F030D31D001
- F030D31D006
- F030D31D012
- F030D31D018
- F030D31D030
- F030D31D033

### 4000K

Non Dimmable

- F030D41A000
- F030D41A001
- F030D41A006
- F030D41A012
- F030D41A018
- F030D41A030
- F030D41A033
- 1-10V
- F030D41B000
- F030D41B001
- F030D41B006
- F030D41B012
- F030D41B018
- F030D41B030
- F030D41B033
- Dali
- F030D41D000
- F030D41D001
- F030D41D006
- F030D41D012
- F030D41D018
- F030D41D030
- F030D41D033



@3000K

## Optic Medium

### 2700K

Non Dimmable

- F030D22A000
- F030D22A001
- F030D22A006
- F030D22A012
- F030D22A018
- F030D22A030
- F030D22A033
- 1-10V
- F030D22B000
- F030D22B001
- F030D22B006
- F030D22B012
- F030D22B018
- F030D22B030
- F030D22B033
- Dali
- F030D22D000
- F030D22D001
- F030D22D006
- F030D22D012
- F030D22D018
- F030D22D030
- F030D22D033

### 3000K

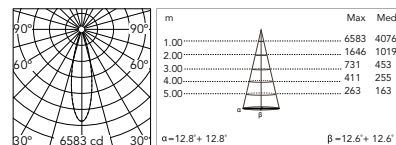
Non Dimmable

- F030D32A000
- F030D32A001
- F030D32A006
- F030D32A012
- F030D32A018
- F030D32A030
- F030D32A033
- 1-10V
- F030D32B000
- F030D32B001
- F030D32B006
- F030D32B012
- F030D32B018
- F030D32B030
- F030D32B033
- Dali
- F030D32D000
- F030D32D001
- F030D32D006
- F030D32D012
- F030D32D018
- F030D32D030
- F030D32D033

### 4000K

Non Dimmable

- F030D42A000
- F030D42A001
- F030D42A006
- F030D42A012
- F030D42A018
- F030D42A030
- F030D42A033
- 1-10V
- F030D42B000
- F030D42B001
- F030D42B006
- F030D42B012
- F030D42B018
- F030D42B030
- F030D42B033
- Dali
- F030D42D000
- F030D42D001
- F030D42D006
- F030D42D012
- F030D42D018
- F030D42D030
- F030D42D033



@3000K

## Optic Flood

### 2700K

Non Dimmable

- F030D23A000
- F030D23A001
- F030D23A006
- F030D23A012
- F030D23A018
- F030D23A030
- F030D23A033
- 1-10V
- F030D23B000
- F030D23B001
- F030D23B006
- F030D23B012
- F030D23B018
- F030D23B030
- F030D23B033
- Dali
- F030D23D000
- F030D23D001
- F030D23D006
- F030D23D012
- F030D23D018
- F030D23D030
- F030D23D033

### 3000K

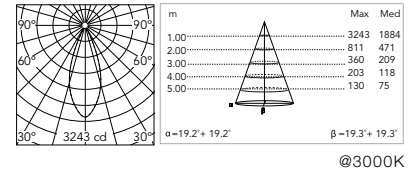
Non Dimmable

- F030D33A000
- F030D33A001
- F030D33A006
- F030D33A012
- F030D33A018
- F030D33A030
- F030D33A033
- 1-10V
- F030D33B000
- F030D33B001
- F030D33B006
- F030D33B012
- F030D33B018
- F030D33B030
- F030D33B033
- Dali
- F030D33D000
- F030D33D001
- F030D33D006
- F030D33D012
- F030D33D018
- F030D33D030
- F030D33D033

### 4000K

Non Dimmable

- F030D43A000
- F030D43A001
- F030D43A006
- F030D43A012
- F030D43A018
- F030D43A030
- F030D43A033
- 1-10V
- F030D43B000
- F030D43B001
- F030D43B006
- F030D43B012
- F030D43B018
- F030D43B030
- F030D43B033
- Dali
- F030D43D000
- F030D43D001
- F030D43D006
- F030D43D012
- F030D43D018
- F030D43D030
- F030D43D033

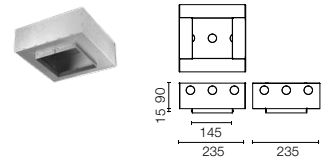


## Mile Recessed 2: Accessori / Accessories

Scatola in metallo per installazione soffitti in cemento.

Metal installation box for concrete ceiling.

F030Z020000



## Accessori per versioni non dimmable / Accessories for non-dimmable versions

Sistema di giunzione IP68 H2O Stop anti-condensa a 2 vie 4 poli.

2 way terminal block 4 poles IP68 H2O Stop.

F990C00A000



Sistema di giunzione IP68 H2O Stop anti-condensa a 3/4 vie 4 poli. (Ø5,5÷12mm cavo).

3/4 way terminal block 4 poles IP68 H2O Stop. (ø5,5÷12mm cable).

F990C010000



## Accessori per versioni Dimmerabili / Accessories for dimmable versions

Kit connettore 5 poli presa volante + spina EU IP68.

Connector kit 5-pole flying socket + EU plug IP68.

F990C080000



Scatola di derivazione 5 poli 4 vie IP68 (cavi 6-14 mm).

4 way junction box 5 poles IP68 (6-14 mm cables).

F990C030000



