



LUMINAIRE MODEL **LID ROUND LED 25W 10412** CATALOGUE GROUP **—**
COUNTRY OF ORIGIN **MADE IN P.R.C.**

LIGHT SOURCE **LED**
LIGHT SOURCES TYPE **Integrated**
MAXIMUM WATTAGE **25W**
LAMP INCLUDES SOURCE OF LIGHT **Yes**
IP **IP20**
Interior use
LIFETIME **30000h**

THIS PRODUCT 10412 CONTAINS A LIGHT SOURCE 11070 OF ENERGY EFFICIENCY CLASS: E



PACKAGE DIMENSIONS **17cm/17cm/5cm**
(L/W/H)

NET/GROSS WEIGHT **0.24kg/0.3kg**

ASSEMBLY METHOD **Direct assembly**

LEADING/SUPPLEMENTARY COLOR **White**


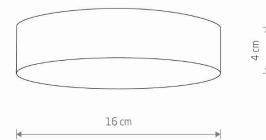
MATERIALS **Plastic**

STYLE **Modern**

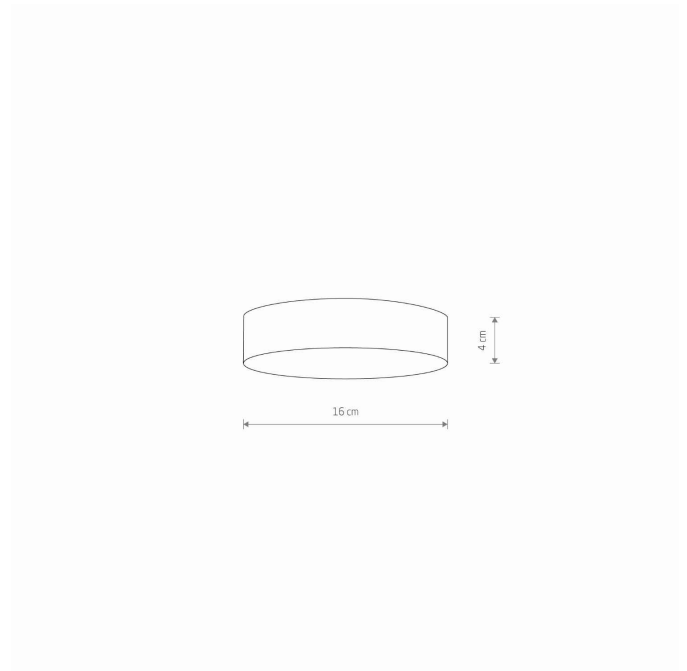
ELECTRICAL SECURITY CLASS **II**

POWER SUPPLY **~220-230V/50/60Hz**

DIMENSIONS



5 9 0 3 1 3 9 1 0 4 1 2 8



| Item No. | POWER | COLOR TEMP | LUMEN | BEAM ANGLE | CRI | IP | LED BRAND | DRIVER BRAND | LIFETIME | WARRANTY |
|----------|-------|------------|--------|------------|-----|------|-----------|--------------|----------|----------|
| 10412 | 25W | 4000K | 2100lm | 120° | >80 | IP20 | — | — | 30000h | — |