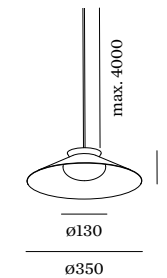




CLEA

Ceiling suspended

new



1.0

LED COB 15W | phase-cut dim
220-240VAC | 50-60Hz
aluminium
white opal glass hand blown

IP20 SDCM2 L80I50K 0.80kg

CODE
90052022

CHOOSE YOUR BASE

A | Single base

ceiling base round | ø84

B | Semi recessed single base

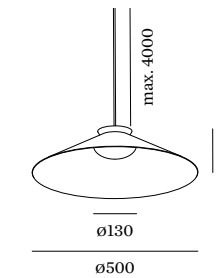
C | Invisible single base

D | Multiple base

more infos on page 458

all fixtures with white cable
black cable on request

LIGHT COLOUR	LUMEN CRI	CODE
2700K	710 >90	3
3000K	760 >90	5



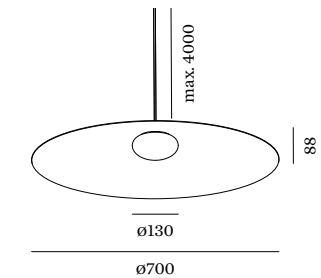
2.0

LED COB 15W | phase-cut dim
220-240VAC | 50-60Hz
aluminium
white opal glass hand blown

IP20 SDCM2 L80I50K 1.34kg

CODE
281884W_
281884SG_
281884FJ_

LIGHT COLOUR	LUMEN CRI	CODE
2700K	710 >90	3
3000K	760 >90	5



3.0

LED COB 15W | phase-cut dim
220-240VAC | 50-60Hz
aluminium
white opal glass hand blown

IP20 SDCM2 L80I50K 2.14kg

CODE
281984W_
281984SG_
281984FJ_

LIGHT COLOUR	LUMEN CRI	CODE
2700K	710 >90	3
3000K	760 >90	5