

FLOS

FA53907406 Grey

Dooku 400 Wall Symmetric Optic NEW

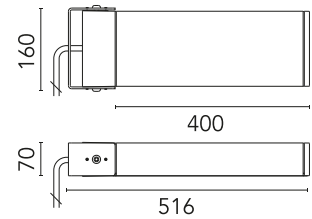
Designed by FLOS Outdoor



LED source included. Integrated power supply 220-240V ON/OFF and dimmable 1-10V or DALI. Fixing bracket included. Equipped with a 400mm protruding neoprene cable section and IP68 connectors. Smart-City version available upon request.

Are you a professional and your project needs consulting and support?

[BOOK AN APPOINTMENT](#)




Main specifications

Mounting	Wall
Environments	Outdoor wet location
LED type	Power LED
Number of heads	1
Power (W)	33.6
System power (W)	39
Source flux (lm)	4563
System flux (lm)	3752

Physical

Colour	Grey
Orientation	Adjustable
Longitudinal tilting (°)	90
IP internal	65

Download

[Mounting instructions](#)  ZIP

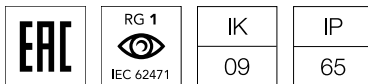
Photometric Files

[LDT / IES](#)  ZIP

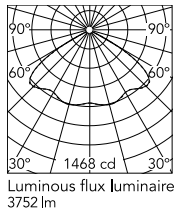
Technical Drawings

[2D](#)  ZIP

[3D](#)  ZIP



Schematic light drawing



Beam Angle: 121°

h(m)	E(lx)	D(m)
1	980	3.54
2	245	7.09
3	109	10.63
4	61	14.18
5	39	17.72

Photometric

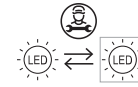
Lighting type	Direct
Light distribution	Symmetric
CCT (K)	4000
CRI>	80
Beam angle C0-180 (°)	120
Beam angle C90-270 (°)	120

Electrical

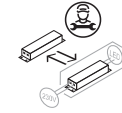
Insulation class	I
Frequency (Hz)	50-60
Main voltage (Vac)	220-240
Driver	Integrated
Dimmable	No
Dimming type	Non Dimmable
Emergency type	No

Ecodesign and Energy Labelling

This product contains a light source of energy efficiency class E



Replaceable (LED only) light source by a professional



Replaceable control gear by a professional

Notes

Please check with your referent person in our Front Office if a code modification is needed to meet the required certification compliance

Accessories & Power Supply



OPTIONAL
Accessory

F990E00A000

S.P.D. (SURGE PROTECTION
DEVICE)