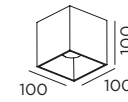


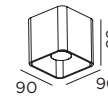
# LED MODULE\_DALI for BOX/DOCUS/HEXO/RAY

INSTALLATION INSTRUCTIONS | NOVEMBER 2020

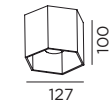
## DIMENSIONS



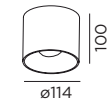
BOX 1.0 LED



DOCUS 1.0 LED



HEXO 1.0 LED



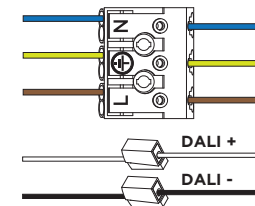
RAY 1.0 LED

## 1 MOUNTING INSTRUCTION

Remove the screws of the top part, put the cables through the opening and mount the base on the ceiling.

## 2 POWER CONNECTION

Connect to 220-240V.



## 3 Attach the LED housing on the base by two socket screws.

## 4 Attach the box cover to the LED housing by screwing the locking ring

## 5 OPTIONAL inner reflector

Attach the reflector to the box cover by screwing the locking ring.  
with inner cover: **max. 10W**

## 6 OPTIONAL inner cover

Put the inner cover in the outer cover by screwing.  
with inner cover: **max. 10W**

