




FIL SPIN

Ceiling surface

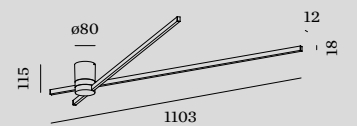
new



383



615



1.0

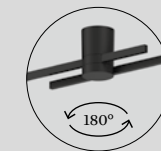
LED PCB 23W | phase-cut dim
220-240VAC | 50-60Hz | incl. driver
aluminium | indir. light

IP20 180° SDCM2 L80|50K 0.95kg

2700K | CRI >90 | 2x1050lm

CODE

254584B3



Rev. 001/2024-05