



# FIL

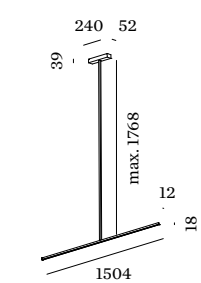
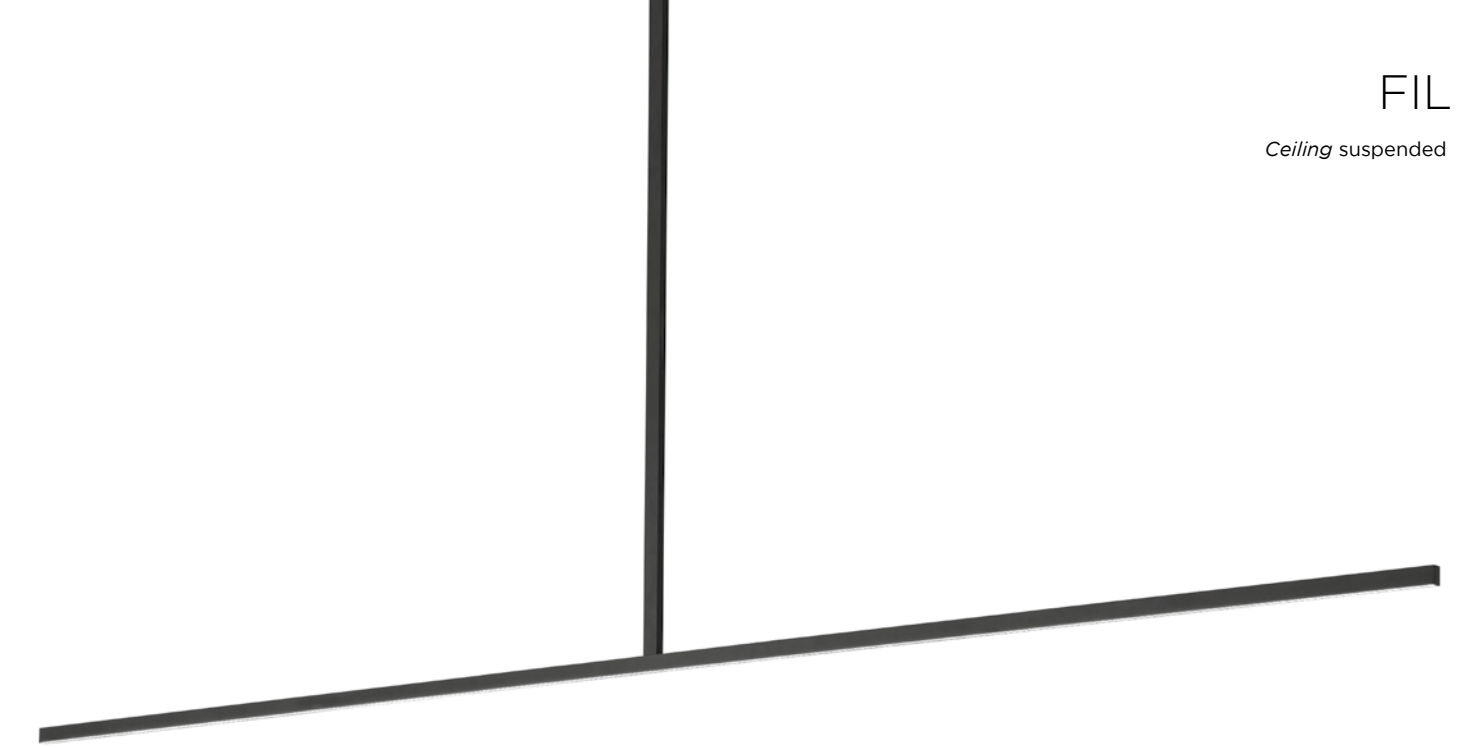
Ceiling suspended



251



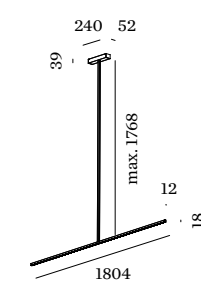
615



**1.0**

LED PCB 22W | phase-cut dim  
220-240VAC | 50-60Hz | incl. driver  
aluminium

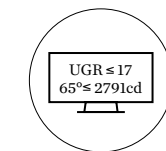
⊕ IP20 SDCM3 L80|50K 1.39kg



**2.0**

LED PCB 27W | phase-cut dim  
220-240VAC | 50-60Hz | incl. driver  
aluminium

⊕ IP20 SDCM3 L80|50K 1.47kg



CODE				CODE			
2543M4B_				2544M4B_			
LIGHT COLOUR	LUMEN CRI	CODE		LIGHT COLOUR	LUMEN CRI	CODE	
2700K	1090 >90	3		2700K	1310 >90	3	
3000K	1200 >90	5		3000K	1440 >90	5	