



WEVER & DUCRÉ
LIGHTING

FINLIN ROUND WALL 1.0

371184B5

Project

Type

Notes

Quantity

Date

GENERAL

Wall , Surface

Black Matt

RAL 9005^a

IP20

Interior

Output: 1280 lm

CIE flux code: 12 36 67 50 100

LED

3000 K

CRI ≥ 90

L80 / 50000h

3 SDCM

OPTICAL

Opal

ELECTRICAL

phase-cut dim

220 - 240 V

Total connected power 13.2 W

Class 1

PHYSICAL


Length 400 mm

Width 115 mm

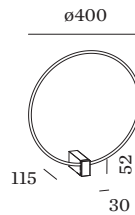
Height 400 mm

0.32 kg

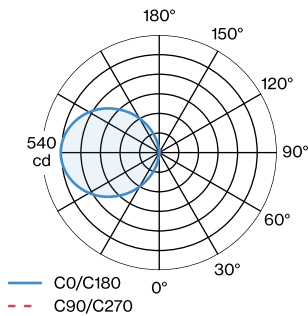
^a Color may deviate slightly due to production conditions.



Round wall surface luminaire made from aluminium; indirect light distribution; surface Black Matt; powder coated, matt texture; RAL 9005; opal PMMA diffuser; PCB 3-step binning; phase-cut dim; light colour 3000 K; binning initial MacAdam ≤ 3 SDCM; CRI ≥ 90; 220 - 240 V; degree of protection IP20; PCI; driver included; optional spacer available for overlapping; light source replaceable by an authorized professional; control gear replaceable by end-user;



LIGHT DISTRIBUTION



[371184B5] The technical data represent rated values for an ambient temperature of 25°C. The data values for the luminous flux are initially subject to a tolerance of +/- 10%, those for the electrical connected load are initially subject to a tolerance of +/- 10%, and those for the colour temperature are initially subject to a tolerance of +/- 150 K. No liability is assumed for typographical or printing errors. The general terms and conditions of Wever & Ducré apply.
© Wever & Ducré BV · Spinnerijstraat 99/21 · 8500 Kortrijk · Belgium · www.weverducre.com



WEVER & DUCRÉ
LIGHTING

FINLIN ROUND WALL 1.0

371184B5

Maintenance Factors

Operating Time [h]	10 000	20 000	30 000	40 000	50 000
LLMF	0.98	0.96	0.94	0.93	0.91
LSF	1	1	1	1	1

MF	$LMF \times RSMF \times LLMF \times LSF$	RSMF ^a	Room Surface Maintenance Factor
MF	Maintenance Factor	LLMF	Lamp Lumens Maintenance Factor
LMF ^a	Luminaire Maintenance Factor	LSF	Lamp Survival Faktor

^a According to "CIE 97, Maintenance of indoor electric lighting systems", 2005, ISBN 3-900-734-34-8. The values must be determined by the planner.

MOUNTING

wall-/base-spacer

TYPE	L · W · H (MM)	ORDERCODE
FINLIN ROUND	52·30·23	9 0 0 1 9 6 B 0