

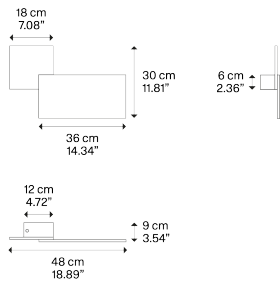
Puzzle Outdoor,  
Design by Studio Italia Design

Model Puzzle Outdoor square & rectangle

*Puzzle Outdoor* is a collection designed to enhance the outdoor spaces of homes and buildings, from the façade to the terrace, making them pleasant and comfortable at any time of day. Discrete by day, adaptable to any type of architecture, these lamps featured in essential shapes light up suggestive atmospheres after sundown.



Puzzle Outdoor square & rectangle



Light source

LED  
3000 K  
2 × 16 W / 3400 lm  
220–240 V  
CRI 92  
MacAdam 3–Step

LED included

Structure: Metal

- Matte White – 9016
- Anthracite Black

Code

14694 1030

14694 4430

Net weight: 3.24 kg

Parcels: 1



IP65

Energy Saving

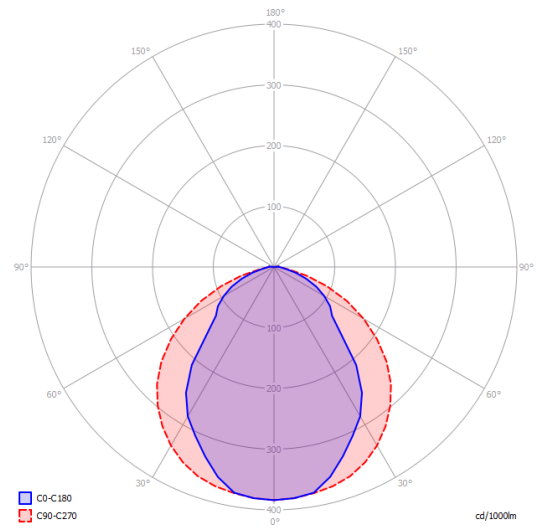
Dim Triac




## Puzzle Outdoor square & rectangle

LED  
 3000 K  
 2 x 16 W / 3400 lm  
 220-240 V  
 CRI 92  
 MacAdam 3-Step

## Photometric data



## Options of Puzzle Outdoor




Puzzle Outdoor single square



Puzzle Outdoor double square



Puzzle Outdoor round single



Puzzle Outdoor round double