

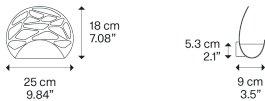
Kelly,
Design by Andrea Tosetto

Model Kelly

Seductive beauty with a bold personality thanks to the strong and precise laser cuts, which lighten the metal of the lampshade and create an intriguing play of light and shadow. Kelly is a multifaceted family of suspension and wall lamps that stand out with elegance in any living space thanks to the variety of available forms and finishes.



Kelly




Light source

LED
2700 K
15 W / 1750 lm
220–220 V
CRI 92
MacAdam 3–Step

LED included

Structure: Metal


	Code
Matte White – 9010	14150 1027
 Coppery Bronze	14150 3527

Net weight: 0.80 kg

Parcels: 1



IP20

Energy Saving 

Dim Triac 