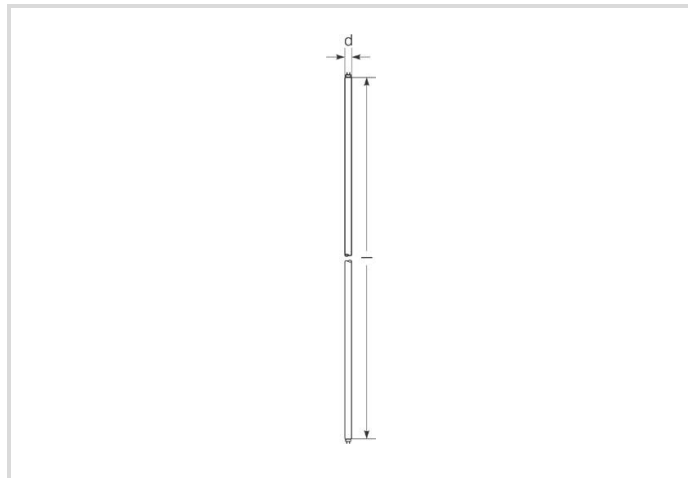


# Fluorescent lamp Bonalux®Super

NL-T5 80W/865/G5

# Radium

Product Datasheet Date: 19.10.2024



A



G



5700



6500K



24 000h



Dimmable

## General Data

Article No.	31114269
Code	NL-T5 80W/865/G5
Product EAN	4008597142697
Box quantity (pcs.)	20
EAN Box	4008597442698
Gross weight of box in kg	2.99
Length of box in m	1.513
Width of box in m	0.103
Height of box in m	0.083
Product weight	115 g
Product status	<span style="color: red;">●</span> Inactive

## Electric Parameters

Rated wattage	79.8 W
Lamp nominal wattage	80 W
Weighted energy consumption in 1,000 hours	88 kWh
Lamp voltage	152 V
Mains voltage	230 V

## Electric Parameters

Nominal current (mA)	530 mA
dimnable	Yes

## Light Application Parameters

Luminous flux	5700 lm
Rated lamp luminous flux	5700 lm
max. luminous flux	6650 lm
max. luminous flux at	35 °C
Beam angle	360 °
Luminous efficiency	83.33 lm/W
Luminous efficiency of lamp	83.13 lm/W
Radium light colour	daylight
Code of light color	865
Colour temperature	6500 K
Color rendering index	80-89
Mean luminance	3.2
Lumen maintenance at 2000h	0.95
Lumen maintenance at 4000h	0.93
Lumen maintenance at 6000h	0.92
Lumen maintenance at 8000h	0.90
Lumen maintenance at 12000h	0.90
Lumen maintenance at 16000h	0.90
Lumen maintenance at 20000h	0.89

## Service Life

Average nominal lifespan	24000 h
Lamp survival factor at 2000h	0.99
Lamp survival factor at 4000h	0.99
Lamp survival factor at 6000h	0.99
Lamp survival factor at 8000h	0.99
Lamp survival factor at 12000h	0.99
Lamp survival factor at 16000h	0.97
Lamp survival factor at 20000h	0.85

## Specification

Energylabel notice	old label, no EPREL registration, no EU data sheet
Energy Label A to G	G
Energylabel A++ to E	A
Diameter max.	16 mm
Tube diameter	16 mm
Length max.	1449 mm
Length	1449 mm
Mercury content	1.5 mg
Lamp shape	Rod
Base	G5
Colour	White

## Information especially for EPREL

Energylabel notice	old label, no EPREL registration, no EU data sheet
EPREL ID number	864175

## Miscellaneous

EU-date of phase-out	25.08.2023
EU Directive	RoHS

## Notes

Fluorescent lamp HO T5-16mm diameter, light colour 865, high luminous efficiency, good colour rendering, long life, base G5. Controllable by Dim-ECG.

Please, refer to [www.radium.de/recycling](http://www.radium.de/recycling) for notes on disposal of burned-out lamps as well as lamp breakage.

The "lifespan L70" described for LED lamps indicates the number of hours when the luminous flux has decreased to 70% of its initial value.

The optimal field 'info about service life' contains the frame conditions according to standards based on which the specific service life has been determined. So, for example, "12B50, 50Hz" means that the mean service life (B50) has been determined with a 12h switching cycle at mains (frequency 50Hz), "3B50, HF" is based on a 3h switching cycle at electronic control gear (high frequency).

### Base



G5  
IEC/EN 60061-1  
sheet 7004-52-5

### Spectrum

Natural daylight is a mixture of direct sunlight and the light of the sky. Therefore, its spectral composition changes permanently due to the changing time of day. The standardised light classification D65 corresponds to a daylight with a colour temperature of approximately 6500 K.

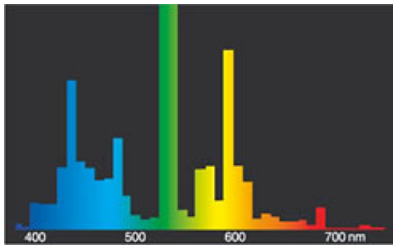
Every fluorescent lamp type has got an individual spectral power distribution according to its phosphor coating inside the bulb. From this result important properties light colour or colour rendering.

Visible region from 380 to 780 nm; height of graph corresponding with relative spectral emission (400mW/klm) per 10nm.

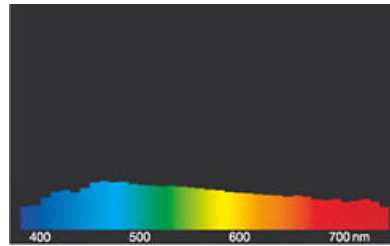
# Fluorescent lamp Bonalux®Super

NL-T5 80W/865/G5

# Radium

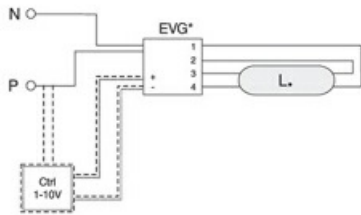


light colour 865 Spectralux® daylight (11)



daylight(D 65)

## Circuit diagram(s)



Einzelerschaltung mit EVG

Zeichenerklärung:

VG = Vorschaltgerät Elektronisch (EVG)

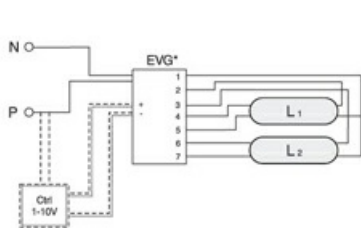
P = Phase

N = Null-Leiter

Ctrl = Steuer-/Regelgerät

Die notwendigen Geräte (hier elektronisches Vorschaltgerät) zum Betrieb der Lampe sind normalerweise bereits in den dafür geeigneten Leuchten in der entsprechenden Schaltung installiert. Änderungen aller Art sind nur von qualifiziertem Fachpersonal durchzuführen. Dieses Schaltungsbeispiel ist daher lediglich als

technische Hintergrund-Information für interessierte Anwender zu verstehen.



Schaltung mit Multi-EVG

Zeichenerklärung:

VG = Vorschaltgerät Elektronisch (EVG)

P = Phase

N = Null-Leiter

Ctrl = Steuer-/Regelgerät

Die notwendigen Geräte (hier elektronisches Vorschaltgerät) zum Betrieb der Lampe sind normalerweise bereits in den dafür geeigneten Leuchten in der entsprechenden Schaltung installiert. Änderungen aller Art sind nur von qualifiziertem Fachpersonal durchzuführen. Dieses Schaltungsbeispiel ist daher lediglich als

technische Hintergrund-Information für interessierte Anwender zu verstehen.

## Special features



## General notes

The technical design data in accordance with DIN and IEC. The producer does not take any responsibility for damage to persons or property in case of unsuitable operation or handling of the product. Operating data and dimensions are valid within the usual tolerances. Related lamp types (different bases, mains voltages) may be available on request. Sale and delivery are effected in accordance with the Radium Terms of Delivery and Payment valid on the day of conclusion of contract. Packing units offer economical advantages to the purchase and logistic department. Please match your quantity volume accordingly. For orders of a minimum quantity (clefs) with a lamp model the amount lower than the volume of each packaging unit, we will invoice 10 % additional charge per lamp type. Technical changes and terms of delivery are reserved. Manipulation of any kind to packaging or product is not permissible as this will violate Radium brand rights. Furthermore, technical properties of the product can change to its disadvantage or even destruction. Therefore, Radium cannot be responsible for consequential damages.

® = Registered trademark

Subject to change without notice. Errors and omissions excepted.

All technical data without guarantee.