

# EUP75D-1H12V-0

## DALI Constant Voltage Dimming Driver

### Summary

EUP75D-1H12V-0 is a constant voltage mode output LED driver and complies with DALI standard protocol IEC 62386. This driver can be connected to DALI main controller or Touch DIM to achieve a smooth dimming effect.



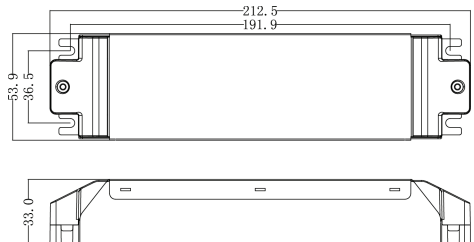
### Product Features

- Single channel constant voltage output,6.2A Max
- Meet DALI protocol IEC 62386
- Support Touch DIM function
- High input voltage of 220VAC ~ 240VAC
- Dimming effect smooth, no flicker
- Over load protection; over voltage protection; short circuit protection;Over temperature
- IP20, suitable for indoor LED lighting application

### Technical Parameters

Model		EUP75D-1H12V-0
Output	Channels	1
	Voltage	12VDC
	Current	6,2A
	Power	74.4W
	Voltage Accuracy	±3%
	R & N (Max)	120mVp-p
Input	Voltage	220VAC – 240VAC
	Frequency	50/60Hz
	Efficiency	> 85%@230VAC,full load
	PF	≥0.95@230VAC,full load
	Current	0,4A@230VAC
	Inrush current	Cold start,45A@230VAC
	Protection	Over voltage
Over load		Hiccup, recovers after fault condition is removed
Short circuit		Hiccup, recovers after fault condition is removed
Over temperature		Shut down and auto-restart after normal temperature
Function	Dimming mode	DALI, Touch DIM
Others	Dimension	213*54*33 mm (L*W*H)
	G.W.	460g
	Packing size	244*223*199 mm (L*W*H) ,20pcs/10.5kg/Carton
	IP rating	IP20
	Working temp.	-20℃ ~ 50℃
	Relative humidity	20~90% RH

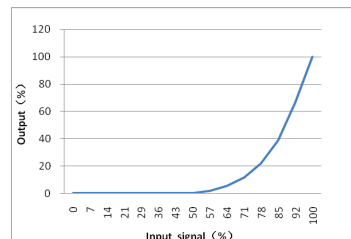
### Dimension (mm)



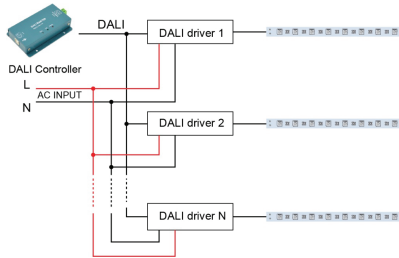
### Wiring Diagram



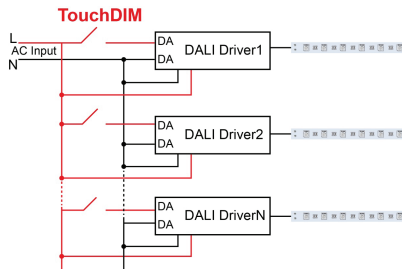
### Dimming Curve



**DALI Diagram**



**Touch DIM diagram**



Remark: Only use open push button without indicator light. Maximum cable length between each Unit: 20 meters.

**Touch DIM function**

1. Short press the Touch DIM switch (<0.5s) to control the lamp on or off.
2. Long press the Touch DIM switch (>0.5s) to dim the brightness of light. The dimming direction will change every time after pressing switch.
3. Double-click the Touch DIM switch (<0.3s), then all lamps connected on the device will be set maximum brightness.
4. The brightness adjustment range is 1%-100%, and the light can be turned off through short pressing when doing the adjustment with long pressing Touch DIM switch.
5. With the Power off memory function, the power-down state will be recovered when power on again.

**Cautions**

- 1.The product shall be installed and serviced by a qualified person.
- 2.DALI and Touch DIM functions cannot be used simultaneously, which can be controlled respectively by using DALI controllers or the equipments with Touch DIM function.
- 3.This product is non-waterproof. Please avoid the sun and rain. When installed outdoors please ensure it is mounted in a water proof enclosure.
- 4.Good heat dissipation will prolong the working life of the controller. Please ensure good ventilation.
- 5.Please check if the output voltage and current of any LED power supplies used comply with the requirement of the product.
- 6.Ensure all wire connections and polarities are correct before applying power to avoid any damages to the LED lights.
- 7.For safety consideration, PVC or rubber cord of 0.75-1.5mm<sup>2</sup> is recommended for input and output terminal(s) (excluding signal terminals). Flat power cord is not suitable. Ensure all wire connections and polarities are correct before applying power to avoid any damages to the LED lights.
- 8.If a fault occurs please return the product to your supplier. Do not attempt to fix this product by yourself.