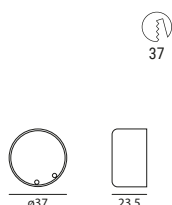
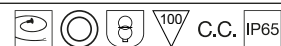


Mini\_Penny |On/Off Driver

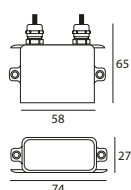
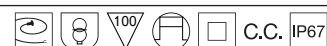


	range	output	input	eff.	PF	surge
<b>89148</b>	1-2 W DC powerLEDs	350mA 6.6V	198~264V AC	80%	0.6 C	0.5 kV
<b>89149</b>	3-6 W DC powerLEDs	350mA 20V	198~264V AC	80%	0.6 C	0.5 kV
<b>89150</b>	3-4.5 W DC powerLEDs	500mA 10V	198~264V AC	80%	0.6 C	0.5 kV
<b>89151</b>	2-4 W DC powerLEDs	630mA 6.6V	198~264V AC	80%	0.6 C	0.5 kV

Protection self-resetting against overheating, overloading, open circuits and short-circuits along the output line.



Mini\_Aquaed |On/Off Driver

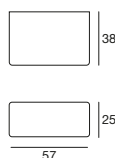


	range	output	input	eff.	PF	surge
<b>89419</b>	1-2.5 W DC powerLEDs	350mA 6.6V	198~264V AC	80%	0.6 C	0.5 kV
<b>89421</b>	3.5-6.5 W DC powerLEDs	350mA 20V	198~264V AC	80%	0.6 C	0.5 kV
<b>89422</b>	1.5-3.5 W DC powerLEDs	500mA 6.6V	198~264V AC	80%	0.6 C	0.5 kV
<b>89423</b>	3-5 W DC powerLEDs	500mA 10V	198~264V AC	80%	0.6 C	0.5 kV
<b>89420</b>	2-4 W DC powerLEDs	630mA 6.6V	198~264V AC	80%	0.6 C	0.5 kV

Protection self-resetting against overheating, overloading, open circuits and short-circuits along the output line.



Penny\_Q |On/Off Driver



	range	output	input	eff.	PF	surge
<b>99716</b>	7.5 W DC topLED	180mA 40V	198~264V AC	76%	0.6 C	4 kV

Smartwave™: excellent efficiency, a long operating life, surge protection and high PF.  
Protection against overheating, overloading, open circuits and short-circuits along the output line.

