


PH 3-2½ Wall

The fixture is designed based on the principle of a reflective three-shade system, which directs the light downwards. The shades have a matt white painted interior surface, diffusing the light in a comfortable way.



Poul Henningsen

Poul Henningsen was born in Copenhagen by the famous Danish actress Agnes Henningsen. He never graduated as an architect, but studied at The Technical School at Frederiksberg, Denmark from 1911-14, and then at Technical College in Copenhagen from 1914-17.



Product info

Finish

Black, powder coated.

Materials

Top shade: Spun stainless steel. Middle/lower shade: Spun stainless steel. Shadeholder: Form pressed glass. Wall box: Die cast aluminium. Wall box cover: Spun aluminium. Arm: Stainless steel.

Mounting

Terminal block: 1x3x2.5mm². Cable entries: 2x bottom + 3x rear entries for Ø 10-14.5mm cable. Looping: Approved, max. 3x1,5mm².

Sizes and weights

Width x Height x Length (mm) | 283 x 239 x 336 Max 2.4 kg

Class

Ingress protection IP44. Electric shock protection I w. ground.

Specification notes

The innovation of light sources is ongoing. Consequently we only inform about the max. wattages. On www.louispoulsen.com we update a list of recommendable light sources.

Light source & energy class

A+ - E | 1x60W E27



Product family



PH 3-2½ Bollard

Product variants

Light source	Colour	Class
1x60W E27	● Blk	I

Product description

The fixture is designed based on the principle of a reflective three-shade system according to PH's logarithmic spiral.

The size of the three shades is adjusted for optimum performance and comfort.

A straight wall arm mounted in a round wall box holds the fixture.

Is a member of a product family for both outdoor and indoor.

Iconic design.

Back plate dimension: 5.9" diameter. Mounts over outlet box. Requires 3 x 0.38" bolts and anchors or similar hardware suitable for wall material (not provided). Caulking required between wall and back plate for wet locations (not provided). (USA only)

Light description

The fixture emits symmetrical light directed downwards.

Design

Poul Henningsen

Mounting

Shades: spun stainless steel, 1.0mm (0.04") thick, powder coated black.

Arm: extruded stainless steel, 1.5mm (0.06") thick, powder coated black.

Shield: clear pressed glass, 5mm (0.2") thick.

Mounting plate: die-cast aluminum, 6mm (0.24") thick.

Plate cover: spun aluminum, 1mm (0.04") thick, powder coated black.

Socket: Porcelain, medium base for A-19, frosted envelope lamps.

Weight

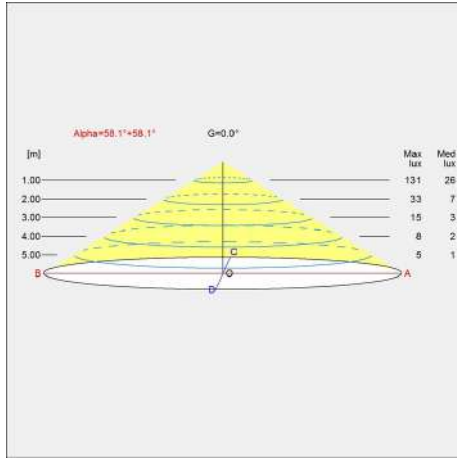
2.368

Finish

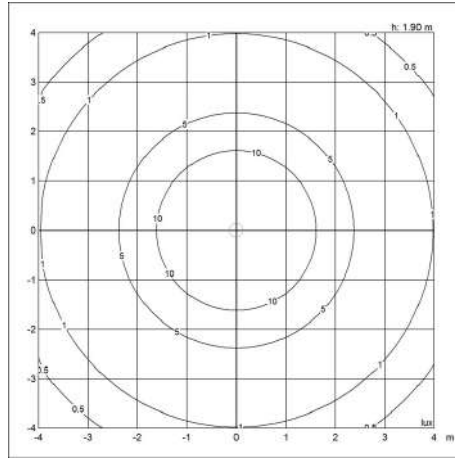
Blk

Light distribution diagrams

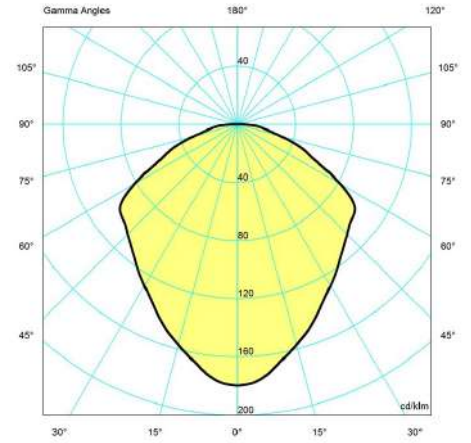
Cartesian



Isolux



Polar



Spare parts & accessories

Product

PH 3-2½ BOL/WAL, TOP SCREWS, 3 PCS. BLK.
 PH 3-2½ BOL/WAL, GLASS

Variant number

5747293405
 5747293418