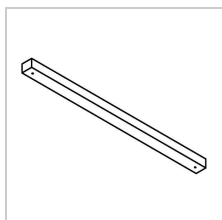


JUBA ZT

813.ZT/..
built-up base



Project _____

Type _____

Nota _____

Quantity _____

Date _____

Physical

Use type	Interior
Fixation type	Ceiling
Dimensions fixture	1600x45x45 mm
Endtype	M10
IP protection rating	IP20
Weight	3,6000 kg

Electrical

Project _____

Type _____

Nota _____

Quantity _____











Date _____

JUBA ZT

813.ZT/..

built-up base

Colours

	1	white gloss	813.ZT.1
	11	alu grey	813.ZT.11
	13	bronze	813.ZT.13
	14	alu satin	813.ZT.14
	16	satin gold	813.ZT.16
	1M	white texture	813.ZT.1M
	2	black matt	813.ZT.2
	23	dark bronze	813.ZT.23
	2M	black tex	813.ZT.2M
	4	shiny gold	813.ZT.4

Options

000B3/..	supplement - additional cost for drilling the holes for pendant with swivel	supplement SWIVEL
000C/..	supplement - drawing hole + drilling + strain relief P040	supplement HOLE + STAIN RELIEF
000CR/..	supplement - drawing hole + drilling + strain relief P039	supplement HOLE + STAIN RELIEF
000G/..	supplement - Draw and drill hole 10.2mm	supplement HOLE M10