

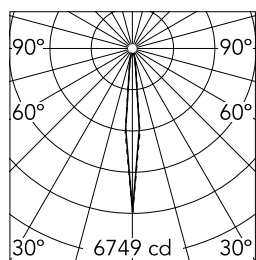


Belvedere Spot Wall Non Dimmable White

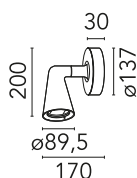
Outdoor luminaire consisting of an adjustable projector for up to $350^{\circ} \pm 5^{\circ}$ on the horizontal axle suitable for wall installations and with integrated power supply box.

Direct wall installation. 220-240V power supply included. Included 2 way terminal block 4 poles IP68 H2O Stop.

24V Dimmable version available on request.



Luminous flux luminaire
473 lm



Mountings	Wall surface
Lamp category	LED
Power (W)	6
Colour temperature	4000K
CRI	80
Lumen	473 lm
Voltage (V)	230
Environment	Outdoor

LED type	Power LED
Aiming	Adjustable
Light Distribution	Symmetric
Beam Angle	10

Transformer Availability	Included
Transformer Mounting	Integrated
Transformer Type	Not dimmable
Emergency	Without
Insulation Class	II
Lamp Holder	LED
Dimmable	No

Colors	<div>● F001G41A001 - White</div> <div>● F001G41A006 - Grey</div> <div>● F001G41A018 - Deep Brown</div> <div>● F001G41A030 - Black</div> <div>● F001G41A033 - Anthracite</div>
---------------	---

Certificates



Note

We recommend using a connection system with a degree of protection greater than or equal to the degree of protection of the luminaire. During the installation and the maintenance of the fixtures it is important to be careful and avoid damages on the paint coating. Damages on the coating exposed to outdoor conditions or water, could cause corrosion. Chemical substances affect the anticorrosion covering protection. For LED fixtures, there is evidence that most of the damages are connected to electrical effects related to the insulations, which cause destructive electrical discharges. These effects are frequently caused by:

- over voltage coming from the mains' network where fixture is connected.
- electrostatic discharge (ESD) coming from the environment.

The use of a protective device against the overvoltage on the electrical installation is warmly suggest this helps to reduce the intensity of some of these phenomenon and prevent irreversible damages. The selection of the type of device to be used must be adjust on the electrical plant.

Belvedere Spot Wall Non Dimmable White




Spot visor
F001Z010000



Spot visor with honeycomb
F001Z030000



Spot visor with flood lens
F001Z040000



S.P.D. (SURGE PROTECTION
DEVICE)
F990E00A000