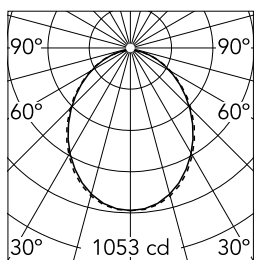



## Bellhop Pole in ground H 4520 mm Dimmable 1-10V Grey

Pole version of the Bellhop Outdoor Collection for diffuse light.  
Aluminum head mounted on a 3m or 4m long extruded pole, available for installation on rigid surface or in ground.  
220-240V power supply included.  
Ready for in ground installation.  
Each luminaire is equipped with 200 mm cable for connection inside the luminaire body.  
Recommened connection wit a 2 way terminal block 4 poles IP68 H2O Stop, to be ordered separately.  
110V and dimmable...



Luminous flux luminaire  
2450 lm

<b>Mountings</b>	In-ground
<b>Lamp category</b>	LED
<b>Power (W)</b>	30
<b>Colour temperature</b>	3000K
<b>CRI</b>	80
<b>Lumen</b>	2590 lm
<b>Voltage (V)</b>	230
<b>Environment</b>	Outdoor

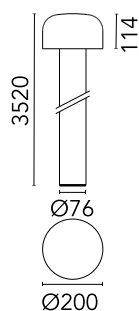
<b>LED type</b>	Power LED
<b>Aiming</b>	Fixed
<b>Light Distribution</b>	Symmetric
<b>Beam Angle</b>	93

<b>Transformer Availability</b>	Included
<b>Transformer Mounting</b>	Integrated
<b>Transformer Type</b>	Electronic dimmable 1-10V
<b>Emergency</b>	Without
<b>Insulation Class</b>	I
<b>Lamp Holder</b>	LED
<b>Dimmable</b>	Yes

<b>Colors</b>	● F003K31B006 - Grey
---------------	----------------------

### Certificates





## Note

During the installation and the maintenance of the fixtures it is important to be careful and avoid damages on the paint coating. Damages on the coating exposed to outdoor conditions or water, could cause corrosion. Chemical substances affect the anticorrosion covering protection. For LED fixtures, there is evidence that most of the damages are connected to electrical effects related to the insulations, which cause destructive electrical discharges. These effects are frequently caused by:

- over voltage coming from the mains' network where fixture is connected.
- electrostatic discharge (ESD) coming from the environment.

The use of a protective device against the overvoltage on the electrical installation is warmly suggest this helps to reduce the intensity of some of these phenomenon and prevent irreversible damages. The selection of the type of device to be used must be adjust on the electrical plant.