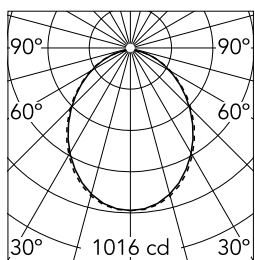





## Bellhop Pole with base H 4020 mm Non Dimmable Deep Brown

Pole version of the Bellhop Outdoor Collection for diffuse light.  
Aluminum head mounted on a 3m or 4m long extruded pole, available for installation on rigid surface or in ground.  
220-240V power supply included.  
Ready for installation on solid surface.  
Base plate available as accessory.  
Each luminaire is equipped with 200 mm cable for connection inside the luminaire body.  
Reccomended connection wit a 2 way terminal block 4 poles IP68 H2O  
Stop, to be...



Luminous flux luminaire  
2364 lm

<b>Mountings</b>	Ground
<b>Lamp category</b>	LED
<b>Power (W)</b>	30
<b>Colour temperature</b>	2700K
<b>CRI</b>	80
<b>Lumen</b>	2490 lm
<b>Voltage (V)</b>	230
<b>Environment</b>	Outdoor

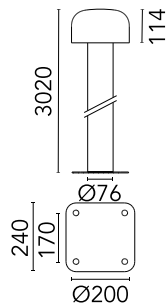
<b>LED type</b>	Power LED
<b>Aiming</b>	Fixed
<b>Light Distribution</b>	Symmetric
<b>Beam Angle</b>	93

<b>Transformer Availability</b>	Included
<b>Transformer Mounting</b>	remote included
<b>Transformer Type</b>	Not dimmable
<b>Emergency</b>	Without
<b>Insulation Class</b>	I
<b>Lamp Holder</b>	LED
<b>Dimmable</b>	No

<b>Colors</b>	<div style="display: flex; align-items: center;"> <div style="width: 10px; height: 10px; background-color: grey; border-radius: 50%; margin-right: 5px;"></div> F003L21A006 - Grey </div> <div style="display: flex; align-items: center;"> <div style="width: 10px; height: 10px; background-color: darkbrown; border-radius: 50%; margin-right: 5px;"></div> F003L21A018 - Deep Brown </div> <div style="display: flex; align-items: center;"> <div style="width: 10px; height: 10px; background-color: black; border-radius: 50%; margin-right: 5px;"></div> F003L21A033 - Anthracite </div>
---------------	---

### Certificates





## Note

During the installation and the maintenance of the fixtures it is important to be careful and avoid damages on the paint coating. Damages on the coating exposed to outdoor conditions or water, could cause corrosion. Chemical substances affect the anticorrosion covering protection. For LED fixtures, there is evidence that most of the damages are connected to electrical effects related to the insulations, which cause destructive electrical discharges. These effects are frequently caused by:

- over voltage coming from the mains' network where fixture is connected.
- electrostatic discharge (ESD) coming from the environment.

The use of a protective device against the overvoltage on the electrical installation is warmly suggest this helps to reduce the intensity of some of these phenomenon and prevent irreversible damages. The selection of the type of device to be used must be adjust on the electrical plant.