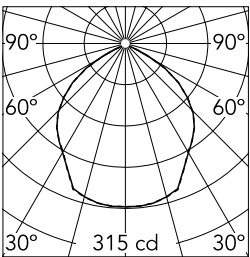


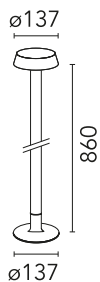


Belvedere Clove 2 Dimmable 1-10V Grey

Family of outdoor products consisting of luminaires with a pole of two different heights and suitable for floor installations (ground or buried) and with integrated power supply box. 220-240V power supply included. Ready for installation on solid surface. Box for ground installation to be ordered separately. Included 2 way terminal block 4 poles IP68 H2O Stop. Version 110V upon request.



Luminous flux luminaire
703 lm



| | |
|---------------------------|---------|
| Mountings | Ground |
| Lamp category | LED |
| Power | 8.4 |
| Colour temperature | 4000K |
| CRI | 80 |
| Lumen | 703 lm |
| Voltage (V) | 230 |
| Environment | Outdoor |

| | |
|---------------------------|-----------|
| LED type | Power LED |
| Aiming | Fixed |
| Light Distribution | Symmetric |
| Beam Angle | 100 |

| | |
|---------------------------------|------------------------------|
| Transformer Availability | Included |
| Transformer Mounting | Integrated |
| Transformer Type | Electronic dimmable 1-10V |

| | |
|-------------------------|---------|
| Emergency | Without |
| Insulation Class | II |
| Lamp Holder | LED |
| Dimmable | Yes |

Colors ● F001B41B006 - Grey

Certificates   

Note We recommend using a connection system with a degree of protection

greater than or equal to the degree of protection of the luminaire. During the installation and the maintenance of the fixtures it is important to be careful and avoid damages on the paint coating. Damages on the coating exposed to outdoor conditions or water, could cause corrosion. Chemical substances affect the anticorrosion covering protection. For LED fixtures, there is evidence that most of the damages are connected to electrical effects related to the insulations, which cause destructive electrical discharges. These effects are frequently caused by:


- over voltage coming from the mains' network where fixture is connected.
- electrostatic discharge (ESD) coming from the environment.

The use of a protective device against the overvoltage on the electrical installation is warmly suggest this helps to reduce the intensity of some of these phenomenon and prevent irreversible damages. The selection of the type of device to be used must be adjust on the electrical plant.

Belvedere Clove 2 Dimmable 1-10V Grey



Box for ground
installation
F001Z020000



S.P.D. (SURGE
PROTECTION
DEVICE)
F990E00A000