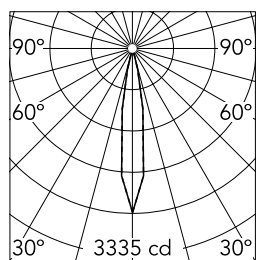


Belvedere Spot F1 Non Dimmable Grey



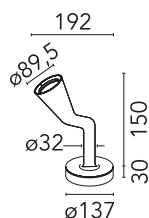
Family of adjustable outdoor LED lighting luminaires (double rotation, vertical and horizontal axle) suitable for floor installations (ground or buried) and with integrated power supply box. 220-240V power supply included. Ready for installation on solid surface. Box for ground installation to be ordered separately. Included 2 way terminal block 4 poles IP68 H2O Stop. 24V Dimmable version available on request.



Luminous flux luminaire
393 lm

Beam Angle: 17°

h(m)	E(lx)	D(m)
1	3335	0.29
2	834	0.59
3	371	0.88
4	208	1.18
5	133	1.47



Mountings	Ground
Lamp category	LED
Power	6
Colour temperature	3000K
CRI	80
Lumen	393 lm
Voltage (V)	230
Environment	Outdoor

LED type	Power LED
Aiming	Adjustable
Light Distribution	Symmetric
Beam Angle	17

Transformer Availability	Included
Transformer Mounting	Integrated
Transformer Type	Not dimmable
Emergency	Without
Insulation Class	II
Lamp Holder	LED
Dimmable	No

Colors	● F001C32A006 - Grey
---------------	----------------------

Certificates	CE RoHS V
---------------------	-----------

Note
We recommend using a connection system with a degree of protection greater than or equal to

the degree of protection of the luminaire. During the installation and the maintenance of the fixtures it is important to be careful and avoid damages on the paint coating. Damages on the coating exposed to outdoor conditions or water, could cause corrosion. Chemical substances affect the anticorrosion covering protection. For LED fixtures, there is evidence that most of the damages are connected to electrical effects related to the insulations, which cause destructive electrical discharges. These effects are frequently caused by:

- over voltage coming from the mains' network where fixture is connected.
- electrostatic discharge (ESD) coming from the environment.

The use of a protective device against the overvoltage on the electrical installation is warmly suggest this helps to reduce the intensity of some of these phenomenon and prevent irreversible damages. The selection of the type of device to be used must be adjust on the electrical plant.

Belvedere Spot F1 Non Dimmable Grey



Box for ground installation
F001Z020000




Spot visor
F001Z010000



Spot visor with honeycomb
F001Z030000



Spot visor with flood lens
F001Z040000



S.P.D. (SURGE PROTECTION
DEVICE)
F990E00A000