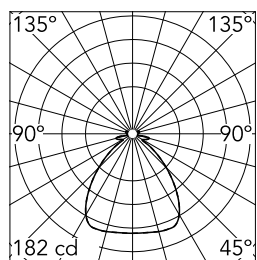





Romeo Outdoor C3 Pvc (91 cm) Panama

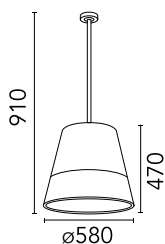
Suspension luminaire for outdoor use providing direct and diffused light. External diffuser obtained from braided colored PVC tubes, internal frame in polyester-painted aluminum tubes. Inner diffuser in opal-colored, vacuum-formed polycarbonate which is removable for bulb change without the use of tools. Diffuser support in anodized die-cast aluminum alloy, liquid grey painted. Die-cast aluminum alloy ceiling fitting with polished finish. Injection-molded...



Luminous flux luminaire
2400 lm

Beam Angle DIR: 92°

h(m)	E(lx)	D(m)
1	182	2.07
2	46	4.15
3	20	6.22
4	11	8.29
5	7	10.36



Mountings	Ceiling surface
Voltage (V)	230
Environment	Outdoor
Aiming	Fixed
Light Distribution	Symmetric
Beam Angle	74
Emergency	Without
Insulation Class	I

Colors  F6469022 - Panama

Certificates



Note

Light source not included.
HSGS E27: 1x250W or 1
LED: 21W - 2450 lm -
3000K We recommend
using a connection system
with a degree of
protection greater than or
equal to the degree of
protection of the
luminaire.

Romeo Outdoor C3 Pvc (91 cm) Panama



LED 21W E27 2450lm 3000K
DIMMER
RF26998