



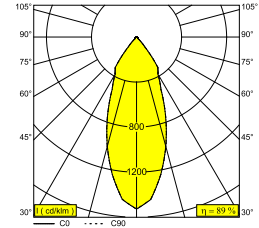
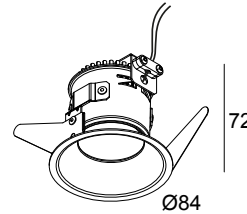
## VARO 93036 S1 W

423 011 811 932 W

AVAILABLE IN

**BLACK** 423 011 811 932 B

**WHITE** 423 011 811 932 W



[View on website](#)

### General info

<b>LOCATION</b>	indoor
<b>INSTALLATION</b>	Ceiling Recessed
<b>CUTOUT SHAPE/SIZE (MM)</b>	round - 76
<b>RECESSED DEPTH (MM)</b>	75
<b>THICKNESS OF MOUNTING SURFACE (MM)</b>	min.5
<b>INGRESS PROTECTION</b>	IP20
<b>WEIGHT (KG)</b>	0.3
<b>ADJUSTABILITY</b>	non adjustable
<b>INFORMATION</b>	REFLECTOR FL-36° EXCL.LED POWER SUPPLY 350mA-DC

### Electrical info

<b>CLASS</b>	III
<b>DIM TYPE</b>	depending on type of external power supply
<b>ENERGY CLASS</b>	D
<b>CERTIFICATES</b>	CB, EAC, ENEC

### Lightsource info

<b>LIGHTSOURCE NAME</b>	LED
<b>LIGHTSOURCE</b>	LED array 5,8W / CRI>90 (R9: 52) / 3000K / 787lm
<b>TM-30 VALUES</b>	Rf: 90 / Rg: 99
<b>SDCM</b>	SDCM1
<b>RISKGROUP</b>	RG1
<b>LM80</b>	L90B10 > 50000
<b>LED TECHNICS (LIGHT SOURCE)</b>	787lm // 5,8W // 135lm/W
<b>LED TECHNICS (LUMINAIRE)</b>	703lm // 7W // 105lm/W

### Requirements













LED POWER SUPPLY 350mA-DC DIM

### Options

PLASTERKIT 101

For detailed installation instructions, please consult the manual: [423\\_011\\_811\\_9X2\\_HAND.pdf](#)

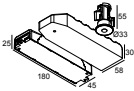
## CEILING COMPATIBILITY

Ceiling Type	Mounting Kit
 <b>System ceiling</b>	-
 <b>Plasterboard</b>	-
 <b>Stucanet</b>	 PLASTERKIT 101 <span>Required</span>
 <b>Wood</b>	-
 <b>Concrete + plaster</b>	 PLASTERKIT 101 <span>Required</span>
 <b>Lintel + plaster</b>	 PLASTERKIT 101 <span>Required</span>
 <b>Hollow-core slab + plaster</b>	 PLASTERKIT 101 <span>Required</span>
 <b>Stretched ceiling</b>	-

**FINISH YOUR SPECIFICATION**

**Emergency units**

---



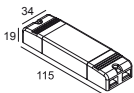
**21032 0270 B** EMERGENCY UNIT 7W / 1h + LED INDICATOR HOLDER B

**21032 0270 W** EMERGENCY UNIT 7W / 1h + LED INDICATOR HOLDER W

**LED power supplies**

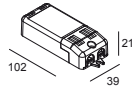
---

#



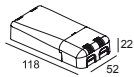
**300 90 91** LED POWER SUPPLY 350mA-DC / 15W

2(1)



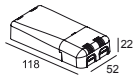
**300 90 110** LED POWER SUPPLY 350mA-DC / 10W DIM8

1



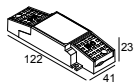
**300 90 124** LED POWER SUPPLY MULTI-POWER DIM7

2 (2)



**300 90 125** LED POWER SUPPLY MULTI-POWER MINI DIM5

2 (2)

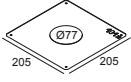


**21012 0258** LED POWER SUPPLY MULTI POWER 200-350 / 10W DIM8

1

**Plasterkits**

---



**202.11.19** PLASTERKIT 101



Notes: