



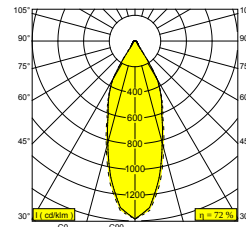
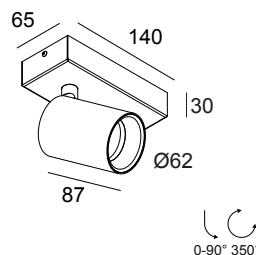
## SPYCO ON 1 93033 DIM8 B

414 353 811 932 ED8 B

AVAILABLE IN

**BLACK** 414 353 811 932 ED8 B

**WHITE** 414 353 811 932 ED8 W



 [View on website](#)

### General info

<b>LOCATION</b>	indoor
<b>INSTALLATION</b>	Ceiling Surface mounted, Wall Surface mounted
<b>INGRESS PROTECTION</b>	IP20
<b>WEIGHT (KG)</b>	0.5
<b>ADJUSTABILITY</b>	0° to 90° swiveling, 350° rotatable
<b>INFORMATION</b>	REFLECTOR FL-33° INCL.DIMMABLE LED POWER SUPPLY 350mA-DC

### Electrical info

<b>ELECTRICAL</b>	220-240V / 50-60Hz
<b>CLASS</b>	II
<b>POWER SUPPLY INCLUDED</b>	YES
<b>DIM TYPE</b>	mains (phase cut-off)
<b>ENERGY CLASS</b>	C
<b>CERTIFICATES</b>	CB, ENEC

### Lightsource info

<b>LIGHTSOURCE NAME</b>	LED
<b>LIGHTSOURCE</b>	LED array 5,8W / CRI>90 (R9: 52) / 3000K / 787lm
<b>TM-30 VALUES</b>	Rf: 90 / Rg: 99
<b>SDCM</b>	SDCM1
<b>RISKGROUP</b>	RG1
<b>LM80</b>	L90B10 > 50000
<b>LED TECHNICS (LIGHT SOURCE)</b>	787lm // 5,8W // 135lm/W
<b>LED TECHNICS (LUMINAIRE)</b>	565lm // 7W // 85lm/W

### Requirements

SPY TUBE S

For detailed installation instructions, please consult the manual: [414\\_353\\_811\\_XXX\\_ED8\\_HAND.pdf](#)

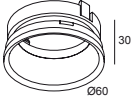
# SPYCO ON 1 93033 DIM8 B

414 353 811 932 ED8 B

## FINISH YOUR SPECIFICATION

### Finish your product

---



**414 02 00 B**

SPY TUBE S B

---

**414 02 00 MMAT** SPY TUBE S MMAT

---

**414 02 00 W** SPY TUBE S W

Notes: