

NIMBUS Q 9 AQUA SERIE

Deckenring für **Direktmontage** / ceiling ring for **direct mounting**

nimbus^x

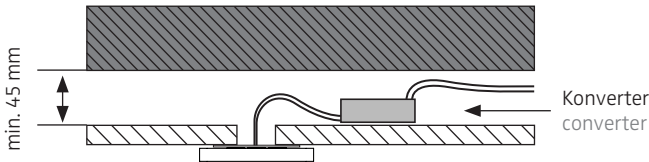
MONTAGE / MOUNTING

002-877
833.66.004

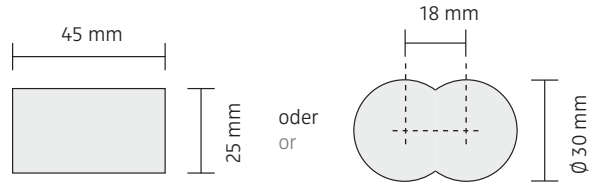


Montage und Betrieb nur in Innenräumen!
Mounting and use of luminaire only indoors!

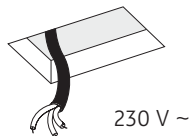
A Direktmontage in abgehängter Decke
direct mounting in a suspended ceiling



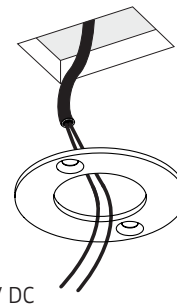
erforderliche Deckenöffnung
necessary ceiling opening



Anschluss mit 230 V ~
connection to 230 V AC



Anschluss an 24 V DC
connection to 24 V DC



Eventuell vorhandenen Schutzleiter (PE) isolieren und in abgehängter Decke unterbringen!
Insulate possible PE-wire and place it inside of the suspended ceiling!

Zubehör: Konverter (sekundär 24 V DC)
SELV muss bereitgestellt werden!
accessories: converter (output 24 V DC)
SELV must be provided!

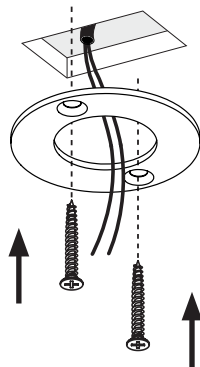


Der elektrische Anschluss darf nur vom Fachmann ausgeführt werden!
Must be installed only by a qualified electrician!

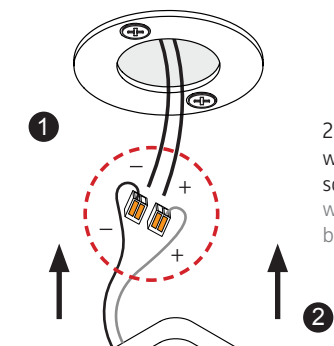
Bitte stellen Sie einen entsprechend spritzwassersicheren Anschluss her!
Please insure that the electrical connection is resistant against spray water!

1

Senkkopfschrauben müssen plan mit dem Deckenring abschließen!
The countersunk bolts must be on one level with the mounting ring!



ACHTUNG: Polarität beachten!
CAUTION: Ensure correct polarity!



24 V DC
weiss = Plus
schwarz = Minus
white = plus
black = minus

2

3

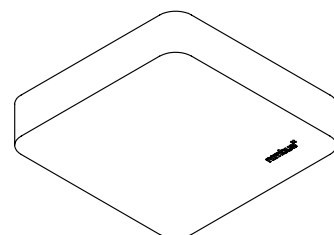
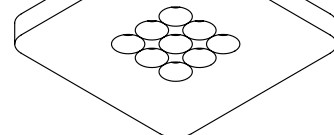
MODUL Q 9 AQUA

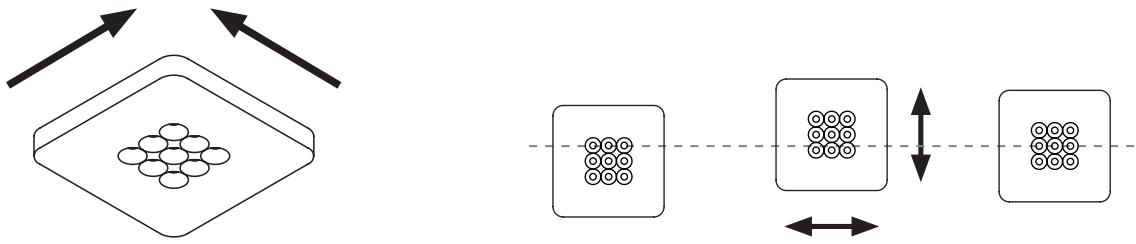
MODUL Q 9 AQUA: 010-088 . 004-785 . 010-089
833.66.255 . 833.66.058 . 833.66.256

CUBIC 9 AQUA

Leuchtenkopf / luminaire head

CUBIC 9 AQUA: 558-502 . 558-359 . 558-503
833.67.013 . 833.67.009 . 833.67.014





(MODUL Q 9 AQUA als Beispiel / MODUL Q 9 AQUA as an example)

4

NIMBUS Q 9 AQUA SERIE

Deckenring für **Direktmontage** / ceiling ring for **direct mounting**

ABMESSUNGEN / SIZES

002-877
833.66.004

