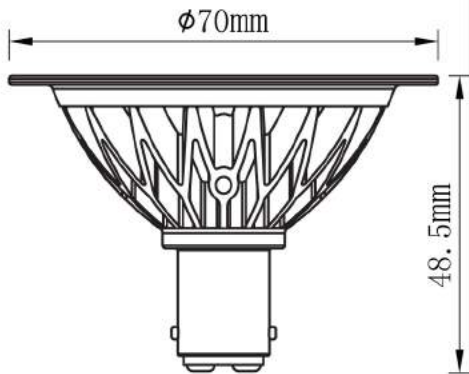


Model No.: IN70740XXXD



Product Specifications

Model No.	Color Temperature	Power Consumption	Luminous Flux	Color Rendering Index	Beam Angle	Dimmable	Input Voltage	Base	Lifespan
	K	W	Lm	Ra	°		V		Hrs
IN70740827	2700	7.0	400	80	40°	No	100-240V AC	B15	≥35000
IN70740830	3000	7.0	420	80	40°	No	100-240V AC	B15	≥35000
IN70740840	4000	7.0	440	80	40°	No	100-240V AC	B15	≥35000
IN70740855	5500	7.0	460	80	40°	No	100-240V AC	B15	≥35000
IN70740827D	2700	7.0	400	80	40°	Yes	220-240V AC	B15	≥35000
IN70740830D	3000	7.0	420	80	40°	Yes	220-240V AC	B15	≥35000
IN70740840D	4000	7.0	440	80	40°	Yes	220-240V AC	B15	≥35000
IN70740855D	5500	7.0	460	80	40°	Yes	220-240V AC	B15	≥35000

Remarks:

1. Size Tolerance: $\pm 0.5\text{mm}$
2. Power Consumption Tolerance: $\pm 0.5\text{W}$
3. Color Temperature Tolerance: 2700K $\pm 50\text{K}$ / 3000K $\pm 50\text{K}$ / 4000K $\pm 50\text{K}$ / 5500K $\pm 50\text{K}$
4. Luminous Flux Tolerance: $\pm 10\%$
5. The above data comes from licensed testing equipment
6. Suitable for Triac Leading Edge Dimming.
7. Please confirm with our sales if your request different from standard specification.

Features

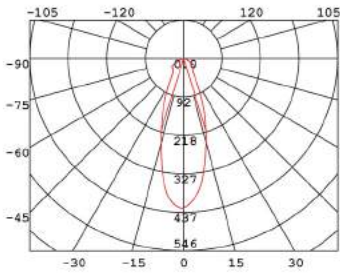
1. Adopt patented light source
2. Unique design makes it different from existing LED bulbs of public mould.
3. It can replace 50W traditional incandescent bulb directly, energy conservation at least 85% or more.
4. Long lifetime 35000Hrs. (Calculated as 4 hours per day, average lifespan 23 years above.)
5. No IR- and UV radiation.
6. CE and RoHS obtained.

Technical Data


Warm White

2700K 40°

Light Distribution



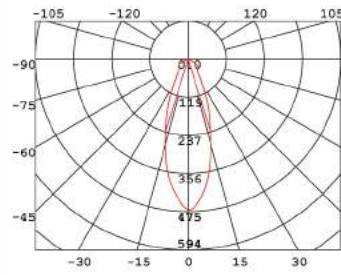
Average Illuminance Figure




Warm White

3000K 40°

Light Distribution



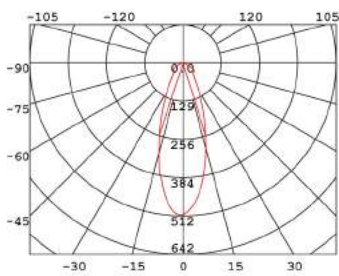
Average Illuminance Figure




White

4000K 40°

Light Distribution



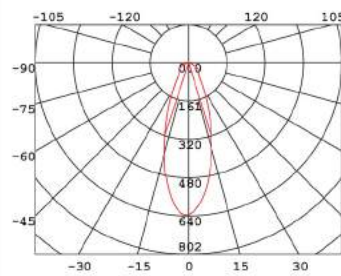
Average Illuminance Figure




White

5500K 40°

Light Distribution




Average Illuminance Figure



Packing Detail



0.12kg



0.16kg

73x73x80mm



105pcs 17.5kg

524x386x280mm

Model No.	N.W/pc	G.W/pc	Qty/CTN	N.W/CTN	G.W/CTN	Size/CTN
IN70740XXXD	0.12kg	0.16kg	105pcs	16.8kg	17.5kg	524x386x280mm

Remarks:

1. Caution : Please read contents on the box and label carefully before installation. Check if the specification e.g. voltage, current etc meet requirements or not.
2. Please do not open the lamp without authorization. Please do not stock it in moist conditions.
3. Don't use in close/sealed fixture.
4. Non-waterproof. Indoor use only
5. The specification is subject to change without notice. Please contact us for updated information.



INTERNOVA
— PROFESSIONAL LIGHTING —