

# JUNE

Design by Emiliana Design Studio.

## Reference

**4770.**

## Application

Outdoor lamps

## Installation type

Surface

## Description

Design by Emiliana Design Studio. Outdoor June path light can be installed with surface punch. It has a luminous sphere that houses LED light. June comes in matt dark brown lacquer.

## Diffuser

Polycarbonate diffuser

## Materials

Sphere: opal blown glass

Diffuser: Polycarbonate

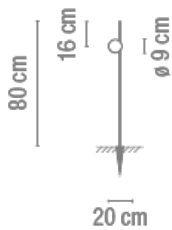
Vertical tube: Steel

## Finish



**4770-54** Matt dark-brown lacquer (Pantone Black U)

## Sketch



## Electrical characteristics

1 x LED 1W 350mA



Total 1.0 W



# VIBIA



**Light source:** 2700K CRI >80 122 lm 122 lm/W

**Driver included:** CC - Constant Current 350 mA 100-240V 50/60Hz

**Electronic dimming** NO DIM

## Technical characteristics

- Wet location
- Spike

## Physical characteristics

1 Box / 0.20 x 0.18 x 1.55 m. / Vol. 0.0545 m<sup>3</sup> /  
Gross weight 3.8 kg. / Net weight 1.8 kg.

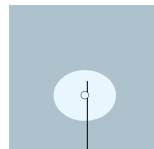
## Installation and assembly

Please, see the installation manual

## Light distribution

### Ground lighting

Reduced-height outdoor lamp to shade light on the ground.



## Photometric data

Efficiency : 24.30 lm/W

Coordinate system : CG

Total flux : 55.42 lm

Maximum value : 5.80 cd

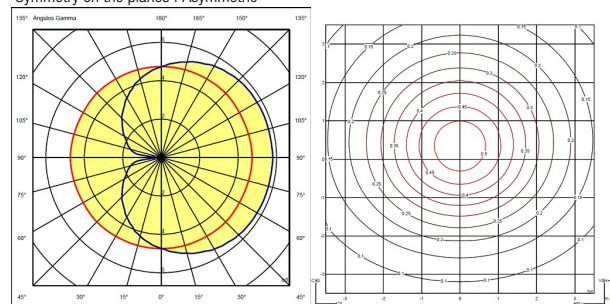
Light position : C=90.00 G=87.50

Symmetry on the planes : Asymmetric

Isolux : (floor)

Light position :

X=0.00m Y=0.00m Z=3.00m



## Certificates

