

JUNE

Design by Emiliana Design Studio.

Reference

4780.

Application

Outdoor lamps

Description

Design by Emiliana Design Studio. The June outdoor path light can be installed recessed. It has a luminous sphere that houses LED light. June comes in matt dark brown lacquer.

Diffuser

Polycarbonate diffuser

Materials

Sphere: opal blown glass

Diffuser: Polycarbonate

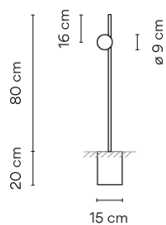
Vertical tube: Steel

Finish



4780-54 Matt dark-brown lacquer (Pantone Black U)

Sketch



Electrical characteristics

1 x LED 1W 350mA



Total 1.0 W



VIBIA



Light source: 2700K CRI >80 122 lm 122 lm/W

Driver included: CC - Constant Current 350 mA 100-240V 50/60Hz

Electronic dimming NO DIM

Technical characteristics

- Built-in

Physical characteristics

1 Box / 0.26 x 0.24 x 1.50 m. / Vol. 0.0936 m³ /
Gross weight 4.5 kg. / Net weight 2.2 kg.

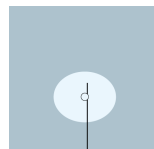
Installation and assembly

Please, see the installation manual

Light distribution

Ground lighting

Reduced-height outdoor lamp to shade light on the ground.



Photometric data

Efficiency : 24.30 lm/W

Coordinate system : CG

Total flux : 55.42 lm

Maximum value : 5.80 cd

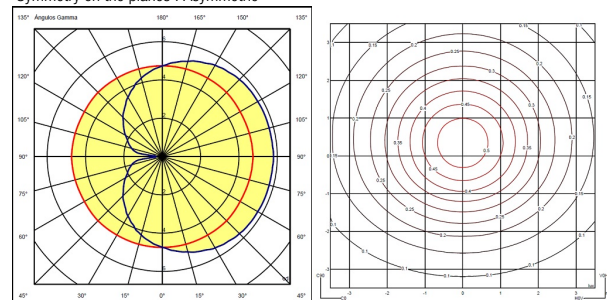
Light position : C=90.00 G=87.50

Symmetry on the planes : Asymmetric

Isolux : (floor)

Light position :

X=0.00m Y=0.00m Z=3.00m



Certificates

