

# JUNE

Design by Emiliana Design Studio.

## Reference

**4785.**

## Application

Outdoor lamps

## Description

Design by Emiliana Design Studio. The June outdoor path light can be installed recessed. It has two luminous spheres that houses LED light. June comes in matt dark brown lacquer.

## Diffuser

Polycarbonate diffuser

## Materials

Sphere: opal blown glass

Diffuser: Polycarbonate

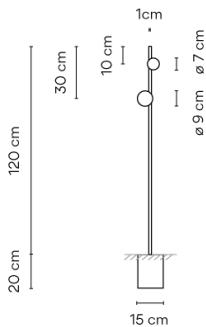
Vertical tube: Steel

## Finish



**4785-54** Matt dark-brown lacquer (Pantone Black U)

## Sketch



## Electrical characteristics

2 x LED 1W 350mA



Total 2.0 W



# VIBIA



**Light source:** 2700K CRI >80 122 lm 122 lm/W

**Driver included:** CC - Constant Current 350 mA 100-240V 50/60Hz

**Electronic dimming** NO DIM

## Technical characteristics

- Built-in

## Physical characteristics

1 Box / 0.26 x 0.24 x 1.50 m. / Vol. 0.0936 m<sup>3</sup> /

Gross weight 5.0 kg. / Net weight 2.3 kg.

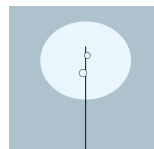
## Installation and assembly

Please, see the installation manual

## Light distribution

### Ground lighting

Reduced-height outdoor lamp to shade light on the ground.



## Photometric data

Efficiency : 25.50 lm/W

Coordinate system : CG

Total flux : 116.30 lm

Maximum value : 10.82 cd

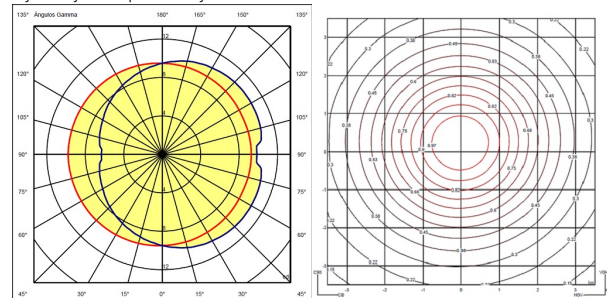
Light position : C=75.00 G=94.00

Symmetry on the planes : Asymmetric

Isolux : (floor)

Light position :

X=0.00m Y=0.00m Z=3.00m



## Certificates

