

Mile Wall 1 Asymmetric Up

■ F015A41A006 - Grey



Complete family of wall-mounted lighting units with a rigorous, minimal design and LED light source, characterized by a decorative band in die-cast aluminium with very low copper content and good mechanical characteristics combined with good corrosion resistance.

Available in two sizes and different finishes with a double layer of powder coating according to the QUALICOAT standard. The first layer of epoxy powder confers chemical and mechanical resistance. The second layer, a polyester powder finish, ensures resistance to UV rays and corrosive atmospheric agents. The painted surfaces are treated with alkiline and acid washes, rinsed with demineralized water, and subjected to chemical conversion treatment to protect against rust.

The Primer version is painted after installation with normal water-based finishes (tempera, stucco, water-based paint) to guarantee flawless integration with the building.

The anchoring hardware is made of AISI 316L stainless steel.

The diffuser is perfectly flush with the decorative band and is made of transparent, UV-stabilized polycarbonate.

The asymmetric reflecting screen is made of very pure aluminium that has been oxidized and shined. It holds the LED light source in a recessed position to reduce direct glare.

The asymmetrical optical unit guarantees a vast range of lighting characteristics. The single-emission version directs light upwards or downwards and the dual-emission version directs light in both directions. Each is available in two different technical lighting options: a focused wash of light on the wall (wall-washer) or asymmetrical lighting. For example, with use of the upwards-directed version in porticos or entrance halls, the ceiling itself becomes a diffuser, affording maximum comfort.

LED light source included. Integrated 100–240 V ON/OFF electrical power. Equipped with double cable gland for electrical connection.

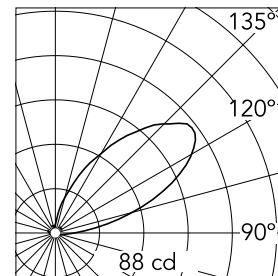
110V version upon request.

Main specifications

Lamp category	LED	Mountings	Wall
Power	4.5	Environment	Outdoor
CCT	4000K		
CRI	80		
Net lumen (lm)	277		

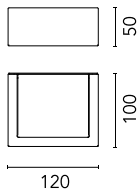
Optical

Lighting type	Indirect
LED type	Power LED
Light distribution	Asymmetric
Optical type	Asymmetric
Beam angle ind (°)	45
Beam angle ind C90-270 (°)	90

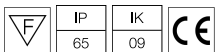


Beam Angle: 45°		
h(m)	E(lx)	D(m)
1	88	2.68
2	22	5.36
3	10	8.04
4	6	10.71
5	4	13.39

Luminous flux luminaire
277 lm



Certification / Marking



Electrical

Frequency (Hz)	50-60	Emergency	Without
Voltage (V)	220-240	Insulation class	I
Dimmable	No		
Driver	Integrated		
Driver type	Not dimmable		

Physical

Color	Grey
Orientation	Fixed
Weight (kg)	0.5

Note

We recommend using a connection system with a degree of protection greater than or equal to the degree of protection of the luminaire.

During the installation and the maintenance of the fixtures it is important to be careful and avoid damages on the paint coating.

Damages on the coating exposed to outdoor conditions or water, could cause corrosion.

Chemical substances affect the anticorrosion covering protection.

For LED fixtures, there is evidence that most of the damages are connected to electrical effects related to the insulations, which cause destructive electrical discharges

These effects are frequently caused by:

- over voltage coming from the mains' network where fixture is connected.

reduce the intensity of some of these phenomenon and prevent irreversible damages. The selection of the type of device to be used must be adjust on the electrical plant.

Mile Wall 1 Asymmetric Up



S.P.D. (SURGE PROTECTION DEVICE)
F990E00A000