

Top

Design by Ramos & Bassols.

Reference

1154.

Application

Wall Lamps

Installation type

Surface

Description

Top is a wall lamp that comes in a range of balanced colours that help to create very warm atmospheres. The Top collection offers indirect light that is confined within its diameter, forming a contrast with the outer part of the lamp.

Diffuser

Aluminium diffuser

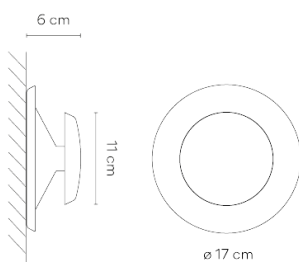
Materials

Body: Aluminum
Diffuser: Aluminum
Plate: Steel

Finish

-  **1154-10** White (NCS S 0300-N)
-  **1154-36** Soft Pink (NCS S 1010-Y50R)
-  **1154-40** Blue L1 (NCS S 3010-B)
-  **1154-47** Green L1 (NCS S 4005-G80Y)

Sketch



Electrical characteristics

1 x LED PLATE 5,5W 150mA



Total 5.5 W



VIBIA



Light source: 2700K CRI >90 550 lm 100 lm/W

Fixture: 263 lm 36 lm/W

Driver included: CC - Constant Current 150 mA 100-240V 50/60Hz

Physical characteristics

1 Box / 0.00 x 0.00 x 0.00 m. / Vol. 0.0054 m³ /
Gross weight 0.8 kg. / Net weight 0.5 kg.

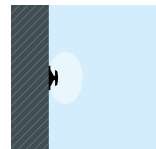
Installation and assembly

Please, see the installation manual

Light distribution

Indirect lighting

Lamp that emits an upward or backward beam that is reflected by the ceiling or wall.



Photometric data

Efficiency : 38.37 lm/W

Coordinate system : CG

Total flux : 263,64lm

Maximum value : 53,87cd

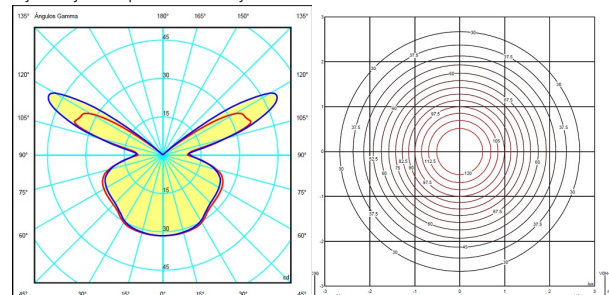
Light position : C=60.00 G=117.50

Symmetry on the planes : Double symmetrical

Isolux : Floor

Light position :

X=0.00m Y=0.00m Z=2.50m



Certificates

