

BEGA**50 155.1**

Recessed wall luminaire for indoor use



Project · Reference number


Date

Product data sheet

Application

Recessed wall luminaire · indoor luminaire with safety glass and metal housing.
Luminaire with shielded light for directing and conducting lighting.

Product description

Recessed ceiling luminaire »ACCENTA«
Die-cast zinc luminaire housing
Metal frame ring with safety glass, optical texture inside
White enamel finish
Reflector made of pure anodised aluminium
Cavity-wall box with 2 fixing claws and fixing screws
Ceiling aperture \varnothing 68 mm
Free space installation depth required 65 mm
Mains cable up to \varnothing 10,5 mm, max. $3 \times 1,5^{\square}$
Connecting terminal $1,5^{\square}$
Earth conductor connection
LED power supply unit
220-240 V \sim 0/50-60 Hz
DC 176-264 V
BEGA Thermal Switch®
Temporary thermal shutdown to protect temperature-sensitive components
Safety class I
 – Safety mark
CE – Conformity mark
Weight: 0.26 kg

Inrush current

Inrush current: 20 A / 170 μ s
Maximum number of luminaires of this type per miniature circuit breaker:
B10A: 31 luminaires
B16A: 50 luminaires
C10A: 52 luminaires
C16A: 85 luminaires

Light technique

Luminaire data for the light planning program DIALux for outdoor lighting, street lighting and indoor lighting as well as luminaire data in EULUMDAT- and IES-format you will find on the BEGA web page www.bega.com.

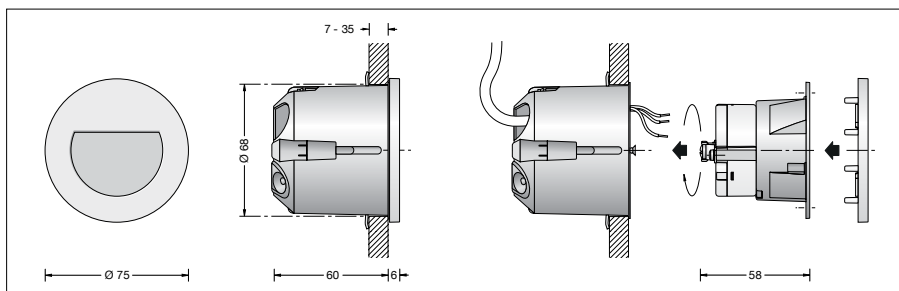

Lamp

Module connected wattage	1.9 W
Luminaire connected wattage	3 W
Rated temperature	$t_a = 25^{\circ}\text{C}$
Ambient temperature	$t_{a \max} = 35^{\circ}\text{C}$

50 155.1 K3

Module designation	LED-0676/930
Colour temperature	3000 K
Colour rendering index	CRI > 90
Module luminous flux	315 lm
Luminaire luminous flux*	185 lm
Luminaire luminous efficiency*	61,7 lm/W

* preliminary data



Service life · Ambient temperature

Rated temperature $t_a = 25^{\circ}\text{C}$	
LED psu:	> 50,000 h
LED module:	> 200,000 h (L80 B50) 50,000 h (L90 B50)

Ambient temperature $t_{a \max} = 35^{\circ}\text{C}$ (100 %)	
LED psu:	50,000 h
LED module:	> 200,000 h (L80 B50) 50,000 h (L90 B50)

Article No. 50 155.1

Finish options
• Enamel, white
• Stainless steel

Code number **.1**
Code number **.2**