


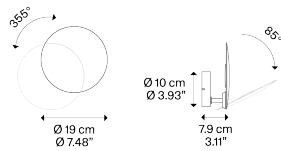
Puzzle Outdoor,
Design by Studio Italia Design

Model Puzzle Outdoor round single

Puzzle Outdoor is a collection designed to enhance the outdoor spaces of homes and buildings, from the façade to the terrace, making them pleasant and comfortable at any time of day. Discrete by day, adaptable to any type of architecture, these lamps featured in essential shapes light up suggestive atmospheres after sundown.



Puzzle Outdoor round single



Light source

LED
3000 K
16 W / 1700 lm
220–240 V
CRI 92
MacAdam 3–Step

LED included

Structure: Metal

● Matte White – 9016
● Anthracite Black

Code

15991 1030
15991 4430

Net weight: 0.72 kg

Parcels: 1



IP65

Energy Saving

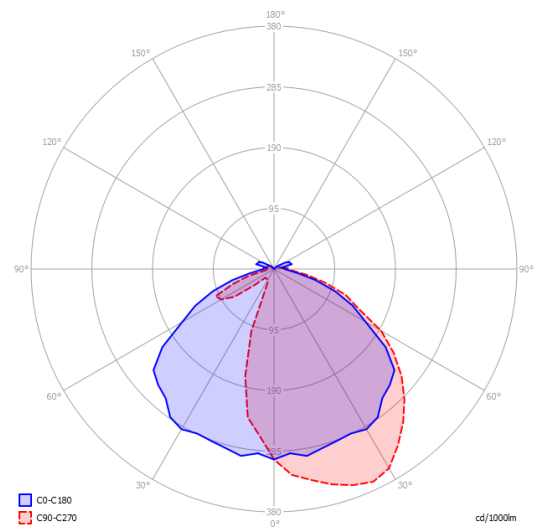
Dim Triac




Puzzle Outdoor round single

LED
 3000 K
 16 W / 1700 lm
 220–240 V
 CRI 92
 MacAdam 3–Step

Photometric data



Options of Puzzle Outdoor




Puzzle Outdoor single square



Puzzle Outdoor double square



Puzzle Outdoor square & rectangle



Puzzle Outdoor round double