


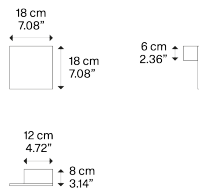
Puzzle Outdoor,  
Design by Studio Italia Design

Model Puzzle Outdoor single square

*Puzzle Outdoor* is a collection designed to enhance the outdoor spaces of homes and buildings, from the façade to the terrace, making them pleasant and comfortable at any time of day. Discrete by day, adaptable to any type of architecture, these lamps featured in essential shapes light up suggestive atmospheres after sundown.



Puzzle Outdoor single square



Light source

LED  
3000 K  
16 W / 1700 lm  
220–240 V  
CRI 92  
MacAdam 3–Step

LED included

Structure: Metal

● Matte White – 9016  
● Anthracite Black

Code

14693 1030

14693 4430

Net weight: 1.34 kg

Parcels: 1



IP65

Energy Saving

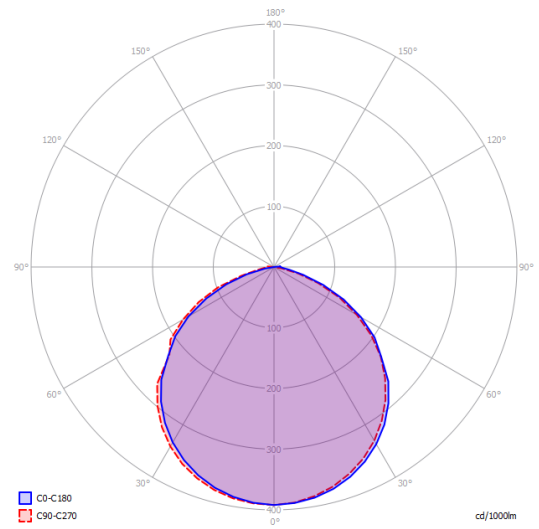
Dim Triac



## Puzzle Outdoor single square

LED  
 3000 K  
 16 W / 1700 lm  
 220–240 V  
 CRI 92  
 MacAdam 3–Step

## Photometric data




## Options of Puzzle Outdoor




Puzzle Outdoor double square



Puzzle Outdoor square & rectangle



Puzzle Outdoor round single



Puzzle Outdoor round double