



WEVER & DUCRÉ
LIGHTING

HEXO SUSPENDED 2.0 PAR16

215120G0

Project

Type

Notes

Quantity

Date

GENERAL

Ceiling

Suspended

Gold

IP20

Interior

405^a, 445^b, 450^c lm

LED

Lamp PAR16

PAR16

Socket GU10

max. 12 W

L70 / 50000 h

OPTICAL

Beam angle 48°

PHYSICAL

Diameter 77 mm

Height 200 mm

0.58 kg

incl. 2.5 m suspension

ELECTRICAL

100 - 240 V

Total connected power 8.8^c, 8.9^b, 10^a

W

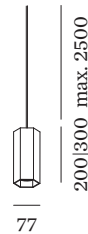
PC1

Safety distance 0.9 m

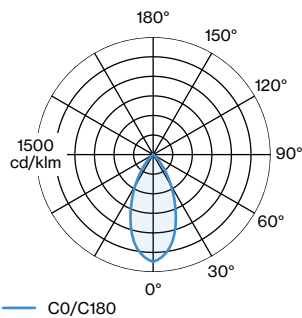
^a LED 1800-2850K CRI 90 silver

^b LED 3000K CRI 80 white

^c LED 2700K CRI 80 white



LIGHT DISTRIBUTION





WEVER & DUCRÉ
LIGHTING

HEXO SUSPENDED 2.0 PAR16

215120G0

CONE DIAGRAM

LED 1800-2850K CRI ≥ 90 :

h (m)	E0° (lx)	Φ (m)
1	572	0.89
2	143	1.78
3	63	2.67
4	35	3.56
5	22	4.45

LED LAMPS

PAR16 LED Lamp

TYPE	COLOUR	Ø · H (MM)	ORDERCODE
2700K >90 CRI GU10	Jet Black	∅50-58	9 0 1 2 2 8 B 3
3000K >90 CRI GU10	Jet Black	∅50-58	9 0 1 2 2 8 B 5
2700K >80 CRI GU10	Signal White	∅50-58	9 0 1 2 2 8 W 2
2700K >90 CRI GU10	Signal White	∅50-58	9 0 1 2 2 8 W 3
3000K >80 CRI GU10	Signal White	∅50-58	9 0 1 2 2 8 W 4

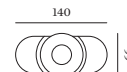
PAR16 LED Lamp | Ambient

TYPE	Ø · H (MM)	ORDERCODE
1800-2850K >90 CRI GU10	∅50-58	9 0 1 2 2 9 S 9

SUSPENSION OPTIONS

Invisible Ceiling Suspension System

TYPE	L · W · H (MM)	ORDERCODE
Plasterkit	156-60-26	9 0 0 1 5 1 9 5



Single Suspension

TYPE	COLOUR	Ø · H (MM)	ORDERCODE
Ceiling Base round	Signal Black	∅84-29	9 0 0 5 2 0 2 1
Ceiling Base round	Pure White	∅84-29	9 0 0 5 2 0 2 2
Ceiling Base semi recessed	Pure White	∅84-72	9 0 0 5 2 0 2 6
Ceiling Base semi recessed	Signal Black	∅84-72	9 0 0 5 2 0 2 7

