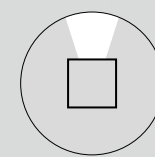



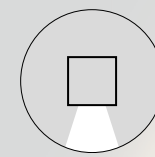


STATION

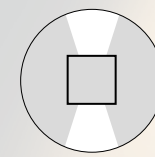
OUTDOOR
WALL SURFACE



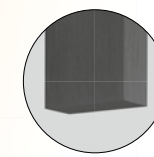
1.0



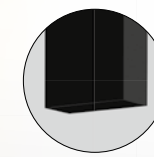
1.0



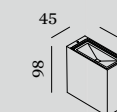
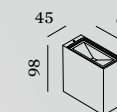
2.0



A



B





1.0

LED LED COB 8W | phase-cut dim
220-240VAC | 50-60Hz | incl. driver
aluminium powder coated

IP65 SDCM3 L80|60K 0.54kg

3000K | >90 CRI | 520lm



	CODE
	314774A5
	314774B5

2.0

LED 2x LED COB 4W | phase-cut dim
220-240VAC | 50-60Hz | incl. driver
aluminium powder coated

IP65 SDCM3 L80|60K 0.52kg

3000K | >90 CRI | 2x290lm

	CODE
	314874A5
	314874B5

