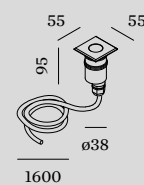




# CHART

## OUTDOOR FLOOR RECESSED



### 0.6

LED COB 5W | phase-cut dim  
220-240VAC | 50-60Hz  
aluminium powder coated  
stainless steel | glass

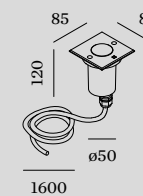
IP67 IK08  $\Delta$  43° SDCM2 L70|50K 0.39kg

38-40  $\uparrow$  118

3000K | >90 CRI | 310lm

CODE

752168I5



### 0.9

LED COB 8W | phase-cut dim  
220-240VAC | 50-60Hz  
aluminium powder coated  
stainless steel | glass

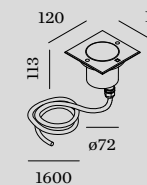
IP67 IK08  $\Delta$  38° SDCM2 L70|50K 0.70kg

50-52  $\uparrow$  135

3000K | >90 CRI | 660lm

CODE

752268I5



### 1.2

LED COB 12W | phase-cut dim  
220-240VAC | 50-60Hz  
aluminium powder coated  
stainless steel | glass

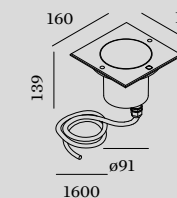
IP67 IK08  $\Delta$  38° SDCM2 L70|50K 1.05kg

72-74  $\uparrow$  175

3000K | >90 CRI | 995lm

CODE

752368I5



### 1.6

LED COB 15W | phase-cut dim  
220-240VAC | 50-60Hz  
aluminium powder coated  
stainless steel | glass

IP67 IK09  $\Delta$  38° SDCM2 L70|50K 1.45kg

91-93  $\uparrow$  185

3000K | >90 CRI | 1025lm

CODE

752468I5



### OPTIONAL

recessed ground housing

CODE

90012201

more options and specs on page 749

### OPTIONAL

recessed ground housing

CODE

90012202

more options and specs on page 749

### OPTIONAL

recessed ground housing

CODE

90012203

more options and specs on page 749

### OPTIONAL

recessed ground housing

CODE

90012204

more options and specs on page 749