



Landing

DESIGN BY
SERGIO PRANDINA
2017

^{IT} Che storia semplice quella di questa collezione, caratterizzata da dettagli minimalisti, da una luce pura e moderna, da una diffusione luminosa controllata. Materiali attuali e lavorazioni millimetriche dialogano con scenari mai banali in un'ampiezza di gamma fatta di diverse dimensioni, finiture e modelli. Una storia formalmente semplice ma


che per sua natura si rivela difficile da raccontare e da essere recepita. Una storia di luce non per tutti.

^{EN} What a simple design this collection has. It's characterized by minimalist details and has a pure, modern light and controlled light diffusion. Current materials and millimetric processes interact with scenarios that are never dull, creating a wide range of products which includes various sizes, finishes and versions.

Officially a simple design that by its nature proves difficult to describe and to understand. A lighting design that is not for everyone.

**DISCOVER MORE AT
PRANDINA.IT**

^{IT} In questa pagina: **Landing T3**, versione da tavolo con finitura nero opaco.
^{EN} On this page: **Landing T3**, table version with matt black finish.



^{IT} In questa pagina: **Landing S1**, versione a sospensione con finitura nero opaco.
^{EN} On this page: **Landing S1**, suspension version with matt black finish.

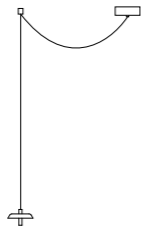
^{IT} Nella pagina successiva: **Landing S70**, versione a sospensione con finitura ottone.
^{EN} On the next page: **Landing S70**, suspension version with brass finish.



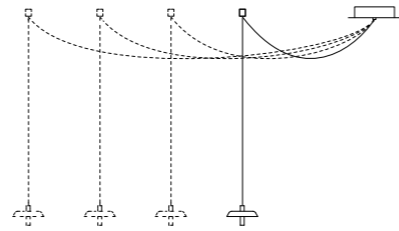
Models



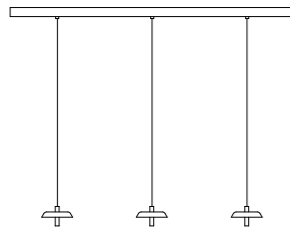
S1
Ceiling Rose Ø 120 mm H 40 mm
Cable 3000 mm
Diffuser Ø 120 mm H 76 mm



S1L
Ceiling Rose Ø 120 mm H 40 mm
Lateral Ceiling Attachment Ø 15 mm H 25 mm
Cable 3000 mm
Diffuser Ø 120 mm H 76 mm



S1 2L
Ceiling Rose Ø 180 mm H 40 mm
Lateral Ceiling Attachment Ø 15 mm H 25 mm
Cable 3000 mm
Diffuser Ø 120 mm H 76 mm



S1 3B
Ceiling Rose W 1200 mm H 40 mm D 40 mm
Cable 3000 mm
Diffuser Ø 120 mm H 76 mm



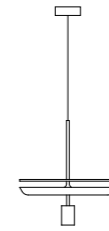
S3
Ceiling Rose Ø 120 mm
Cable 3000 mm
Diffuser Ø 350 mm H 130 mm



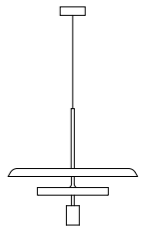
S5
Ceiling Rose Ø 120 mm
Cable 3000 mm
Diffuser Ø 450 mm H 130 mm



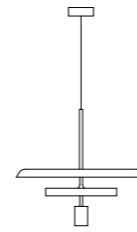
S50
Ceiling Rose Ø 120 mm
Cable 3000 mm
Diffuser Ø 450 mm H 465 mm



S55
Ceiling Rose Ø 120 mm
Cable 3000 mm
Diffuser Ø 450 mm H 490 mm



S70
Ceiling Rose Ø 120 mm
Cable 3000 mm
Diffuser Ø 600 mm H 540 mm



GLASS S70
Ceiling Rose Ø 120 mm
Cable 3000 mm
Diffuser Ø 600 mm H 540 mm



T3
H 440 mm
Diffuser Ø 320
Base Ø 210 mm

Models

Technical Information

Suspension

S1 / S1L / S1 2L / S1 3B / S3 / S5 / S50 / S55 / S70 / GLASS S70

^{IT} **Rosone a soffitto:** verniciato bianco o nero opaco. **Struttura diffusore (S1, S3, S5):** verniciato bianco o nero opaco. **Disco diffusore inferiore (S3, S5):** metacrilato opalino bianco. **Struttura diffusore (S50, S55, S70):** verniciato bianco, nero opaco o galvanizzato cromo, ottone. **Disco diffusore superiore (S55):** metacrilato opalino bianco. **Struttura (GLASS S70):** verniciato bianco opaco. **Diffusore superiore (GLASS S70):** vetro sabbiato.

^{EN} **Ceiling rose:** matt white or black painted. **Diffuser's structure (S1, S3, S5):** matt white or black painted. **Lower disk diffuser (S3, S5):** opal white methacrylate. **Diffuser's structure (S50, S55, S70):** matt white, black painted or chrome, brass galvanized. **Upper disk diffuser (S55):** opal white methacrylate. **Structure (GLASS S70):** matt white painted. **Upper diffuser (GLASS S70):** sandblasted glass.

S1: LED 4,8W - 3000K (720 lm).
S3: LED 30W - 2700K (2850 lm).
S5: LED 30W - 2700K (3200 lm).
S50, S55, S70, GLASS S70:
LED 46W - 2700K (5100 lm) +
MAX 6W DRPAR GU10.



US VERSION AVAILABLE

Table

T3

^{IT} **Struttura:** verniciata bianco o nero opaco. **Diffusore inferiore:** metacrilato opalino. **Reattore:** regolabile con dimmer incluso.

^{EN} **Structure:** matt white or black painted. **Lower diffuser:** opal methacrylate. **Ballast:** dimmer included.

LED 16W - 2700K (1900 lm)



US VERSION AVAILABLE

Finishes

Matt White

S1 / S1L / S1 2L / S1 3B / S3 / S5 / S50 / S55 / S70 / T3

Matt Black

S1 / S1L / S1 2L / S1 3B / S3 / S5 / S50 / S55 / S70 / T3

Chrome

S50 / S55 / S70

Brass

S50 / S55 / S70

Opal White

GLASS S70