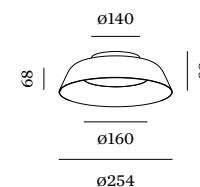




# TOWNA IP44

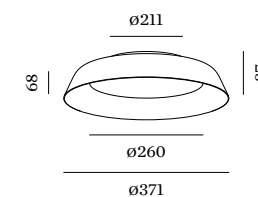
CEILING SURFACE



1.0

LED PCB 13W | phase-cut dim  
220-240VAC | 50-60Hz  
aluminium | steel wet painted  
opal PMMA cover

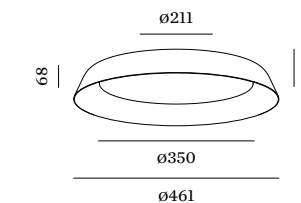
IP44 SDCM2 L80|60K 1.15kg



2.0

LED PCB 19W | phase-cut dim  
220-240VAC | 50-60Hz  
aluminium | steel wet painted  
opal PMMA cover




IP44 SDCM2 L80|60K 1.90kg



3.0

LED PCB 32W | phase-cut dim  
220-240VAC | 50-60Hz  
aluminium | steel wet painted  
opal PMMA cover

IP44 SDCM2 L80|60K 3.00kg



CODE
178188W_
178188J_
178188K_
178188Z_
178188B_

LIGHT COLOUR	LUMEN CRI	CODE
2700K	1200 >90	3
3000K	1230 >90	5

CODE
178288W_
178288J_
178288K_
178288Z_
178288B_

LIGHT COLOUR	LUMEN CRI	CODE
2700K	1850 >90	3
3000K	1900 >90	5

CODE
178388W_
178388J_
178388K_
178388Z_
178388B_

LIGHT COLOUR	LUMEN CRI	CODE
2700K	3535 >90	3
3000K	3620 >90	5