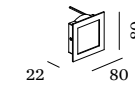




LITO

WALL RECESSED





1.0

LED PCB 2/3W | 350/500mA | 6V
excl. driver
aluminium powder coated | anod.

IP20 SDCM3 L80I60K 0.09kg

70x70 35 min. 12

3000K | >90 CRI | 145/200lm

	CODE
	145381W5
	145381A5
	145381B5

ALWAYS USE

driver

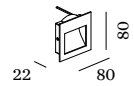
	CODE
6W 350mA	90213202
6W 500mA	90214201

more options and specs on page 736

OPTIONAL

	CODE
recessed housing	90012027
plasterkit	90017119

recessed housing | always use in
combination with plasterkit




2.0

LED PCB 2/3W | 350/500mA | 6V
excl. driver
aluminium powder coated | anod.

IP20 SDCM3 L80I60K 0.09kg

70x70 35 min. 12

3000K | >90 CRI | 90/120lm

	CODE
	1454A1W5
	1454A1A5
	1454A1B5

ALWAYS USE

driver

	CODE
6W 350mA	90213202
6W 500mA	90214201

more options and specs on page 736

OPTIONAL

	CODE
recessed housing	90012027
plasterkit	90017119

recessed housing | always use in
combination with plasterkit

