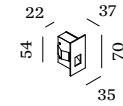




# STRIPE

## WALL RECESSED



### 0.4

LED PCB 1/2W | 350/700mA | 3V  
excl. driver  
aluminium powder coated  
brushed wet painted

IP20 SDCM3 L70/60K 0.09kg

25x56 40 8-18

3000K | >80 CRI | 15/28lm

| CODE |          |
|------|----------|
|      | 3054A1W4 |
|      | 3054A1L4 |
|      | 3054A1G4 |
|      | 3054A1B4 |

### ALWAYS USE

driver

| CODE       |          |
|------------|----------|
| 6W   350mA | 90213202 |
| 6W   700mA | 90215203 |

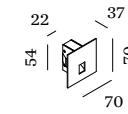
more options and specs on page 736

### OPTIONAL

recessed housing incl. plasterkit

| CODE |          |
|------|----------|
|      | 90012037 |

specs on page 748



### 0.7

LED PCB 1/2W | 350/700mA | 3V  
excl. driver  
aluminium powder coated  
brushed wet painted

IP20 SDCM3 L70/60K 0.10kg

25x56 40 8-18

3000K | >80 CRI | 15/28lm

| CODE |          |
|------|----------|
|      | 3055A1W4 |
|      | 3055A1L4 |
|      | 3055A1G4 |
|      | 3055A1B4 |

### ALWAYS USE

driver

| CODE       |          |
|------------|----------|
| 6W   350mA | 90213202 |
| 6W   700mA | 90215203 |

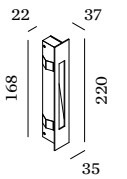
more options and specs on page 736

### OPTIONAL

recessed housing incl. plasterkit

| CODE |          |
|------|----------|
|      | 90012037 |

specs on page 748



### 2.2

LED PCB 1/2W | 350/700mA | 3V  
excl. driver  
aluminium powder coated  
brushed wet painted

IP20 SDCM3 L70/60K 0.27kg

25x170 40 8-18

3000K | >80 CRI | 20/36lm

| CODE |          |
|------|----------|
|      | 3056A1W4 |
|      | 3056A1L4 |
|      | 3056A1G4 |
|      | 3056A1B4 |

### ALWAYS USE

driver

| CODE       |          |
|------------|----------|
| 6W   350mA | 90213202 |
| 6W   700mA | 90215203 |

more options and specs on page 736

### OPTIONAL

recessed housing incl. plasterkit

| CODE |          |
|------|----------|
|      | 90012038 |

specs on page 748

