



WEVER & DUCRÉ  
LIGHTING

# HEXO SUSPENDED 3.0 PAR16

215220B0

Project
Type
Notes
Quantity
Date

## GENERAL

Ceiling  
Suspended  
Jet Black  
IP20  
Interior  
405<sup>a</sup>, 440<sup>b</sup>, 445° lm  
9005<sup>d</sup>

## LED

Lamp PAR16  
PAR16  
Socket GU10  
max. 12 W  
L70 / 50000 h

## OPTICAL

Beam angle 48°

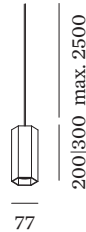
## PHYSICAL

Diameter 77 mm  
Height 300 mm  
0.74 kg  
incl. 2.5 m suspension

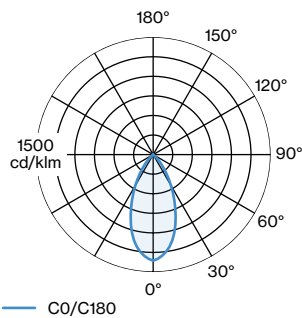
## ELECTRICAL

100 - 240 V  
Total connected power 8.8<sup>c</sup>, 8.9<sup>b</sup>, 10<sup>a</sup>  
W  
PC1  
Safety distance 0.3 m

- <sup>a</sup> LED 1800-2850K CRI 90 silver
- <sup>b</sup> LED 3000K CRI 80 white
- <sup>c</sup> LED 2700K CRI 80 white
- <sup>d</sup> RAL Palette colors may deviate slightly due to production conditions.



## LIGHT DISTRIBUTION





WEVER & DUCRÉ  
LIGHTING

# HEXO SUSPENDED 3.0 PAR16

215220B0

## CONE DIAGRAM

LED 3000K CRI ≥ 80 White

h (m)	EO° (lx)	ø (m)
1	618	0.89
2	155	1.78
3	68	2.67
4	38	3.56
5	24	4.45

## LED LAMPS

### PAR16 LED Lamp

TYPE	COLOUR	Ø · H (MM)	ORDERCODE
2700K   >90 CRI   GU10	Jet Black	ø50-58	9 0 1 2 2 8 B 3
3000K   >90 CRI   GU10	Jet Black	ø50-58	9 0 1 2 2 8 B 5
2700K   >80 CRI   GU10	Signal White	ø50-58	9 0 1 2 2 8 W 2
2700K   >90 CRI   GU10	Signal White	ø50-58	9 0 1 2 2 8 W 3
3000K   >80 CRI   GU10	Signal White	ø50-58	9 0 1 2 2 8 W 4

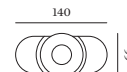
### PAR16 LED Lamp | Ambient

TYPE	Ø · H (MM)	ORDERCODE
1800-2850K   >90 CRI   GU10	ø50-58	9 0 1 2 2 9 S 9

## SUSPENSION OPTIONS

### Invisible Ceiling Suspension System

TYPE	L · W · H (MM)	ORDERCODE
Plasterkit	156-60-26	9 0 0 1 5 1 9 5



### Single Suspension

TYPE	COLOUR	Ø · H (MM)	ORDERCODE
Ceiling Base round	Signal Black	ø84-29	9 0 0 5 2 0 2 1
Ceiling Base round	Pure White	ø84-29	9 0 0 5 2 0 2 2
Ceiling Base   semi recessed	Pure White	ø84-72	9 0 0 5 2 0 2 6
Ceiling Base   semi recessed	Signal Black	ø84-72	9 0 0 5 2 0 2 7

