

Kontur

Design by Sebastian Herkner.

VIBIA

Reference

6416.

Application

Wall Lamps

Installation type

Surface

Description

The convex shade wall light features an open frame imbedded with LEDs that contains a reflector formed from a rounded sheet of metal. The black frame is affixed to the wall and casts a diffuse glow that evokes the look of raining light.

Diffuser

Polycarbonate diffuser

Materials

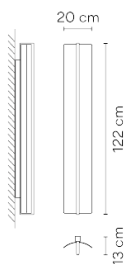
Body: Aluminum
Reflector: Aluminum
Driver box: Aluminum

Finish



6416-11 Black (NCS S 8500N)

Sketch



Electrical characteristics

1 x LED STRIP 27,9W 750mA

Total 27.9 W



Light source: 2700K CRI >90 2907 lm 104 lm/W

Driver included: CC - Constant Current 750 mA 50/60Hz

Electronic dimming: 1-10V

Optional dimming: DALI or Push or Casambi

Physical characteristics

0 Box / 0.00 x 0.00 x 0.00 m. / Vol. 0.0000 m³ /
Gross weight 0.0 kg. / Net weight 0.0 kg.

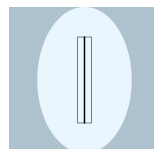
Installation and assembly

Please, see the installation manual

Light distribution

General lighting

Lamp for general lighting that equally distributes the light in all directions.



Photometric data

Efficiency : 45.27 lm/W

Coordinate system : CG

Total flux : 1443.83 lm

Maximum value : 451.32 cd

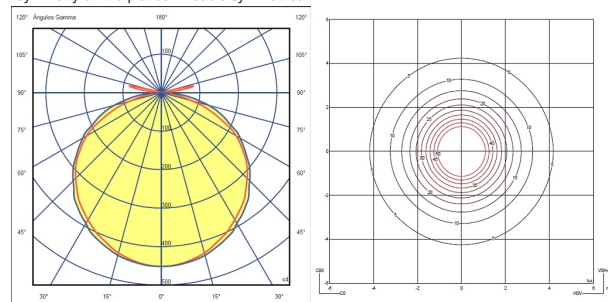
Light position : C=0.00 G=0.00

Symmetry on the planes : Double symmetrical

Isolux : Floor

Light position :

X=0.00m Y=0.00m Z=2.50m



Certificates

