

Kontur

Design by Sebastian Herkner.

Reference

6446.

Application

Wall Lamps

Installation type

Surface

Description

The glass shade wall light features an open metal frame imbedded with LEDs that contains a cylindrical diffuser made of mouthblown opaline glass. The black frame is affixed to the wall, generating a warm, 360-degree glow as if from a fire.

Diffuser

Polycarbonate diffuser

Materials

Body: Aluminum

Shade: Blown-glass

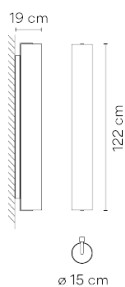
Driver box: Aluminum

Finish



6446-11 Black (NCS S 8500N)

Sketch



Electrical characteristics

1 x LED STRIP 27,9W 750mA

Total 27.9 W



VIBIA



Light source: 2700K CRI >90 2907 lm 104 lm/W

Driver included: CC - Constant Current 750 mA 90~305V 50/60Hz

Electronic dimming: 1-10V

Optional dimming: DALI or Push or Casambi

Physical characteristics

0 Box / 0.00 x 0.00 x 0.00 m. / Vol. 0.0000 m³ /

Gross weight 0.0 kg. / Net weight 0.0 kg.

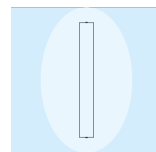
Installation and assembly

Please, see the installation manual

Light distribution

General lighting

Lamp for general lighting that equally distributes the light in all directions.



Photometric data

Efficiency : 41.96 lm/W

Coordinate system : CG

Total flux : 1338.37 lm

Maximum value : 222.01 cd

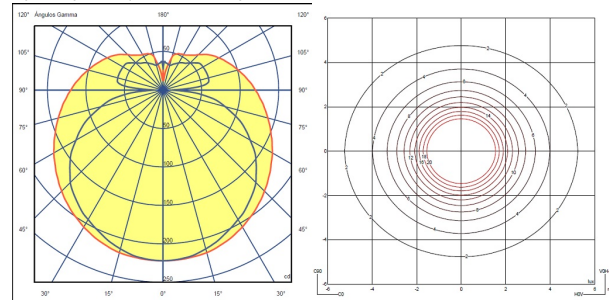
Light position : 0.00 G=0.00

Isolux : Floor

Light position :

X=0.00m Y=0.00m Z=2.50m

Symmetry on the planes : Double symmetrical



Certificates

